

**Alliance Regional Water Authority  
Technical Committee**

**REGULAR MEETING**



**ALLIANCE WATER**

**COMMITTEE MEMBER PACKETS**

Wednesday, June 10th, 2020 at 3:00 P.M.

Conference Call Number: 1-903-405-2572  
Code: 152 637 130#

**REGULAR MEETING**  
**Alliance Regional Water Authority Technical Committee**

**COMMITTEE MEMBER PACKETS**

Wednesday, June 10th, 2020 at 3:00 P.M.  
Conference Call Number: 1-903-405-2572; Code: 152 637 130#

**In accordance with Governor Abbott's Executive Order, declaration of the COVID-19 public health threat, and action to temporarily suspend certain provisions of the Texas Open Meetings Act, a quorum of Alliance Regional Water Authority's (the Authority's) Technical Committee will hold a meeting by telephonic conference call at 3:00 PM, Wednesday, June 10, 2020. The public may participate in this meeting by calling the following number and code:**

**Conference Call Number: 1-903-405-2572**  
**Code: 152 637 130#**

**Members of the public wishing to make public comment during the meeting must register by emailing [info@alliancewater.org](mailto:info@alliancewater.org) prior to 3:00 p.m. on June 10, 2020. This meeting will be recorded and the audio recording will be available on the Authority's website after the meeting. A copy of the agenda packet will be available on the Authority's website at the time of the meeting. Additional information can be obtained by calling Graham Moore at (512) 294-3214.**

A. CALL TO ORDER

B. ROLL CALL

C. PUBLIC COMMENT PERIOD (Note: Each person wishing to speak must submit a completed Public Comment Form to the Executive Director or his/her designee before the public comment period begins.)

D. CONSENT AGENDA

D.1 Consider approval of minutes of the Special Technical Committee Meeting held May 13, 2020. ~ *Graham Moore, P.E., Executive Director*

E. PRESENTATIONS TO THE COMMITTEE

E.1 None.

F. ITEMS FOR COMMITTEE ACTION OR DISCUSSION/DIRECTION

F.1 Update and possible direction to Staff regarding the Authority's Phase 1A projects. ~ *Jason Biemer, Project Coordinator*

F.2 Update and possible direction to Staff regarding the Authority's Phase 1B program. ~ *Ryan Sowa, P.E., Kimley-Horn & Associates*

**REGULAR MEETING**  
**Alliance Regional Water Authority Technical Committee**

**COMMITTEE MEMBER PACKETS**

Wednesday, June 10th, 2020 at 3:00 P.M.

Conference Call Number: 1-903-405-2572; Code: 152 637 130#

- F.3 Discussion and possible recommendation to the Board to recommend the approval of Work Order #5 with Blanton & Associates, Inc. for hazardous materials studies on Segment E.
- F.4 Update, discussion and possible direction to Staff regarding the Authority's Phase 1B Program Cost Estimates & Schedules. ~ *Ryan Sowa, P.E., Kimley-Horn & Associates*
- F.5 Update, discussion and possible direction to Staff regarding the Authority's request to the Texas Water Development Board for additional SWIFT Funding. ~ *Graham Moore, P.E., Executive Director*
- F.6 Discussion of the proposed Authority budget for FY 2020-21; and possible direction to staff. ~ *Graham Moore, P.E., Executive Director*
- F.7 Update on status of groundwater management in project target area, and Gonzales County Underground Water Conservation District, Plum Creek Conservation District, Groundwater Management Area 13, Region L Planning Group, Guadalupe-Blanco River Authority, Hays County and CAPCOG activities. ~ *Graham Moore, P.E., Executive Director*
- G. EXECUTIVE DIRECTOR REPORT - Update on future meeting dates, locations, consultant invoices paid, approved changed orders, status of Authority procurements, Executive Director activities and other operational activities where no action is required. ~ *Graham Moore, P.E., Executive Director*
- H. COMMITTEE MEMBER ITEMS OR FUTURE AGENDA ITEMS – Possible acknowledgement by Committee Members of future area events and/or requests for item(s) to be placed on a future agenda where no action is required.
- I. EXECUTIVE SESSION
  - I.1 *Executive Session pursuant to the Government Code, Section 551.071 (Consultation with Attorney) and/or Section 551.072 (Real Property Deliberations) regarding:*
    - A. *Water supply partnership options*
    - B. *Groundwater leases*
    - C. *Acquisition of real property for water supply project purposes*

**REGULAR MEETING**  
**Alliance Regional Water Authority Technical Committee**

**COMMITTEE MEMBER PACKETS**

Wednesday, June 10th, 2020 at 3:00 P.M.

Conference Call Number: 1-903-405-2572; Code: 152 637 130#

- I.2 Action from Executive Session on the following matters:
  - A. *Water supply partnership options*
  - B. *Groundwater leases*
  - C. *Acquisition of real property for water supply project purposes*

J. ADJOURNMENT

**NOTE:** *The Technical Committee may meet in Executive Session to consider any item listed on this agenda if a matter is raised that is appropriate for Executive Session discussion. An announcement will be made of the basis for the Executive Session discussion. The Technical Committee may also publicly discuss any item listed on the agenda for Executive Session.*

**REGULAR MEETING**  
**Alliance Regional Water Authority Technical Committee**

**COMMITTEE MEMBER PACKETS**  
Wednesday, June 10th, 2020 at 3:00 P.M.  
Conference Call Number: 1-903-405-2572; Code: 152 637 130#

**A. CALL TO ORDER**

---

No Backup Information for this Item.

**REGULAR MEETING**  
**Alliance Regional Water Authority Technical Committee**

**COMMITTEE MEMBER PACKETS**  
Wednesday, June 10th, 2020 at 3:00 P.M.  
Conference Call Number: 1-903-405-2572; Code: 152 637 130#

**B. ROLL CALL**

---

<u>NAME</u>	<u>PRESENT</u>
-------------	----------------

Blake Neffendorf	
------------------	--

James Earp	
------------	--

Tom Taggart	
-------------	--

Humberto Ramos	
----------------	--

Brian Lillibridge	
-------------------	--

Mike Taylor	
-------------	--

**REGULAR MEETING**  
**Alliance Regional Water Authority Technical Committee**

**COMMITTEE MEMBER PACKETS**

Wednesday, June 10th, 2020 at 3:00 P.M.  
Conference Call Number: 1-903-405-2572; Code: 152 637 130#

**C. PUBLIC COMMENT PERIOD**

---

Each person wishing to speak must submit a completed Public Comment Form to the Executive Director or his/her designee before the public comment period begins.

Comments are limited to 3-minutes per agenda item and three minutes total for all non-agenda topics. If using a translator, comments are limited to six minutes per agenda item and six minutes total for non-agenda topics.

**REGULAR MEETING**  
**Alliance Regional Water Authority Technical Committee**

**COMMITTEE MEMBER PACKETS**  
Wednesday, June 10th, 2020 at 3:00 P.M.  
Conference Call Number: 1-903-405-2572; Code: 152 637 130#

**D. CONSENT AGENDA**

---

Item D.1 is presented as part of the consent agenda.



**REGULAR MEETING**  
**Alliance Regional Water Authority Technical Committee**

**COMMITTEE MEMBER PACKETS**

Wednesday, June 10th, 2020 at 3:00 P.M.

Conference Call Number: 1-903-405-2572; Code: 152 637 130#

**D.1** Consider approval of minutes of the Regular Technical Committee Meeting held May 13, 2020. ~ *Graham Moore, P.E., Executive Director*

---

Attachment(s)

- 2020 05 13 Technical Committee Meeting Minutes

**Technical Committee decision needed:**

- Approval of minutes.



## ALLIANCE WATER

### Alliance Regional Water Authority

### TECHNICAL COMMITTEE MEETING

### MINUTES

**Wednesday, May 13, 2020**

The following represents the actions taken by the Technical Committee of the Alliance Regional Water Authority (Alliance Water) in the order they occurred during the meeting. The Technical Committee convened in a meeting on Wednesday, May 13, 2020 by telephonic conference call in accordance with Governor Abbott's Executive Order, declaration of the COVID-19 public health threat, and action to temporarily suspend certain provisions of the Texas Open Meetings Act.

A. CALL TO ORDER.

**The Alliance Water Technical Committee Meeting was called to order at 3:01 p.m. by Mr. Earp.**

B. ROLL CALL.

- **Present: Williams, Earp, Ramos and Taylor.**
- **Absent: Taggart, Lillibridge and Haehn.**

C. PUBLIC COMMENT PERIOD

- **None.**

D. CONSENT AGENDA

D.1 Consider approval of minutes of the Regular Technical Committee Meeting held April 8, 2020.

- **Motion to adopt the consent agenda as presented was made by Mr. Taylor, seconded by Mr. Ramos and approved on a 4-0 vote.**

E. PRESENTATIONS TO THE COMMITTEE

E.1 None.

## F. ITEMS FOR COMMITTEE ACTION OR DISCUSSION/DIRECTION

- F.1 Update and possible direction to Staff regarding the Authority's Phase 1A projects.
- **Mr. Biemer provided an update on the projects.**
  - **Mr. Williams inquired if sidewalks will be disrupted around the neighborhoods and if so, if paths can be provided around the construction to allow walkers/joggers paths.**
  - **Mr. Biemer stated that we will work with the contractor to provide paths around during the times when the existing path is blocked.**
  - **No Action.**
- F.2 Update and possible direction to Staff regarding the Authority's Phase 1B program.
- **Mr. Ryan Sowa with Kimley-Horn went through the presentation in the packet summarizing Kimley-Horn's recent activities.**
  - **Mr. Ramos inquired as to what items were seen in the initial investigation that required the additional investigation, such as a brownfield site.**
  - **Mr. Sowa responded that it was nothing to that extent, more run of the mill items, such as old burn piles, barrels, etc.**
  - **No Action.**
- F.3 Update, discussion and possible direction to Staff regarding the Authority's request to the Texas Water Development Board for additional SWIFT Funding.
- **Mr. Moore provided an update on the SWIFT application.**
- F.4 Update and possible direction to Staff regarding 2020 Sponsor water projections.
- **Mr. Biemer provided an update on the 2020 Sponsor water projections.**
  - **Mr. Ramos inquired if COVID will have an impact on water needs.**
  - **Mr. Moore stated that it was too early to determine and that the Authority relies on the Sponsor projections.**
  - **Mr. Earp and Mr. Williams both noted that the cities have not seen any slowdown in new construction permits.**
  - **No Action.**

- F.5 Discussion of the proposed Authority budget for FY 2020-21; and possible direction to staff.
- **Mr. Moore presented the draft budget.**
  - **Mr. Ramos inquired where the Operator and Bookkeeper will reside.**
  - **Mr. Moore stated that the Bookkeeper may be shared with Crystal Clear and would reside there; the Operator will work remotely and/or out of the Phase 1A Construction Trailer.**
  - **Mr. Ramos also inquired about the need for the engineering study on the regional wastewater project.**
  - **Mr. Moore noted that in the first report it was stated that projections would be updated every 5 years to determine actual growth patterns and whether a joint plant is warranted. Moving forward with updating the report would require separate Board action.**
  - **No Action.**

- F.6 Update on status of groundwater management in project target area, and Gonzales County Underground Water Conservation District, Plum Creek Conservation District, Groundwater Management Area 13, Region L Planning Group, Guadalupe-Blanco River Authority, Hays County and CAPCOG activities.
- **Mr. Moore provided an update on the various topics.**
  - **No Action.**

#### G. EXECUTIVE DIRECTOR REPORT

- **Update, no action.**

#### H. COMMITTEE MEMBER ITEMS OR FUTURE AGENDA ITEMS

- **Mr. Earp asked that discussion be added to a future agenda to see if the Authority would like to request legislation that would allow for future meetings to be held via a combination of in-person and virtually.**
- **Mr. Moore noted that due to time restrictions he would place this item on the next Board agenda.**

#### I. EXECUTIVE SESSION

- I.1 Executive Session on the following matters:
- A. Water supply partnership options
  - B. Groundwater leases
  - C. Acquisition of real property for water supply project purposes
- **No Executive Session.**

- I.2 Action from Executive Session on the following matters:
- A. Water supply partnership options
  - B. Groundwater leases
  - C. Acquisition of real property for water supply project purposes
    - **No Action.**

J. ADJOURNMENT

- **Meeting was adjourned at 3:48 p.m. by Mr. Earp.**

**APPROVED:** \_\_\_\_\_, 2020

\_\_\_\_\_

**REGULAR MEETING**  
**Alliance Regional Water Authority Technical Committee**

**COMMITTEE MEMBER PACKETS**

Wednesday, June 10th, 2020 at 3:00 P.M.

Conference Call Number: 1-903-405-2572; Code: 152 637 130#

- F.1** Update and possible direction to Staff regarding the Authority's Phase 1A projects.  
~ *Jason Biemer, Project Coordinator*
- 

Background/Information

Below are brief updates on the Phase 1A projects.

Segment A Pipeline:

- Meter Testing anticipated in late June.

Segment B Pipeline:

- Crews working near Old Black Colony Road while Onion Creek bore effort is completed. ~700 LF laid down at OBC.
- Bore #5 at 67% complete (Lehigh Tract)
- Bore #6 at 95% complete (BSEACD Tract)
- Project on time. No change orders currently issued.
- Over 8,000 feet of pipe laid down.

Pump Station:

- Pump testing performed on 5/21/20 successfully. Pumps appear on the curve as anticipated.
- Training completed with remote access systems and security systems 5/21/20.
- Civil walkthrough and review upcoming week of June 22, 2020.
- Final change order anticipated this week or early next week.

**Technical Committee Decisions Needed:**

- None.

**REGULAR MEETING**  
**Alliance Regional Water Authority Technical Committee**

**COMMITTEE MEMBER PACKETS**

Wednesday, June 10th, 2020 at 3:00 P.M.

Conference Call Number: 1-903-405-2572; Code: 152 637 130#

- F.2** Update and possible direction to Staff regarding the Authority's Phase 1B program.  
~ *Ryan Sowa, P.E., Kimley-Horn & Associates*
- 

Ryan Sowa with Kimley-Horn will update the Committee on their recent activities associated with the Phase 1B program.

Attachment(s)

- Phase 1B Program Update – June 10, 2020
- Kimley-Horn Monthly Summary of Activities for May 2020

**Technical Committee Decisions Needed:**

- None.



## Phase 1B Program Update

Technical Committee Meeting  
June 10, 2020

Kimley»Horn

### Agenda

Ongoing Progress

Environmental WO No. 5 (Additional Phase II Studies)



Kimley»Horn




## Ongoing Progress

### Well Drilling Update

- TWDB - Executed Contract Review
- NTP – Anticipate in 2-3 Weeks

### Texas Water Development Board Update

- EFR's Recently Approved
  - Raw Water Infrastructure
- EFR's to be Submitted
  - Pipeline Segment A
- Release of Funds
  - ROF No. 7 Approved
    - Booster Pump Station – Property Acquisition and Final Design



Kimley»Horn


## Ongoing Progress

### Program Items Under Development

- Program Pipeline Standard Specifications
  - Received vendor feedback, finalizing
- Cathodic Protection Standards
  - Received consultant and PAC comments, finalizing
- Operation & Maintenance Budget Projection
  - Initial draft under ARWA review

### Design Milestone Review

- Pipeline Segment A and Water Treatment Plant / Raw Water Infrastructure
  - 60% Design Submittal (May – Under Review Now)
- Pipeline Segment B
  - 60% Design Submittal (June)



Kimley»Horn

## Pipeline Route Analyses & Rights of Entry

Pipeline Segment	Number of Right-of-Entry Requests	Right-of-Entry Received or Access Granted (No. of Parcels)	Right-of-Entry Received or Access Granted (%)	Alignment Confirmed (%)
A	38	38	100%	100%
B	44	44	100%	100%
D	64	64	100%	100%
C	86	78	91%	79%
E	32	32	100%	91%
Wellfield	19	16	84%	0%
<b>Total</b>	<b>283</b>	<b>272</b>		



Kimley»Horn

## Pipeline Easement Acquisition Status

Pipeline Segment	Number of Parcels	Appraisals Prepared	Initial Offer Letter Delivered	Purchase Agreement Signed / Easement Closed
A	38	37	37	12
B	44	32	25	2
D	64	42	22	8
C	86	0	0	0
E	32	0	0	0
Wellfield	19	0	0	0
<b>Total</b>	<b>283</b>	<b>111</b>	<b>84</b>	<b>22</b>



Kimley»Horn



Questions?



Kimley»Horn



Consulting Services



Kimley»Horn

# Environmental Services

## Work Order No. 5 (Additional Phase II Studies):

Blanton Performed Phase I Investigations, and Identified Six (6) Locations Requiring Additional Studies along Pipeline Segment E

### Phase II Scope of Work (Time & Materials on an As-Needed Basis):

- Project Management (Additional Coordination and Meetings)
- Phase II Investigations
  - Soil sampling at each location
  - Temporary monitoring well will be installed if groundwater is present (proposal assumes install at all locations)
  - Asbestos containing material investigation at one location
- Preparation of Letter Report

Maximum Not-to-Exceed Fee = \$XXX,XXX.00



Kimley»Horn

# Questions?



Kimley»Horn

June 5, 2020

## **Project Monthly Summary**

### May 2020 Tasks Performed:

- Task 2 – Stakeholder Coordination
  - Coordination and/or meetings with entities including: Caldwell County, Guadalupe County, Bluebonnet Electric Coop, TxDOT, TCEQ, and TWDB.
  - Continued weekly task coordination with Alliance Water.
  - Prepared and presented Technical Committee Meeting Update.
  - Prepared and presented Board Meeting Update.
  - Prepared and presented Project Advisory Committee Meeting Update.
  - Prepared for and held Monthly Status Meeting with Alliance Water.
  
- Task 3 – Budgeting
  - Prepared Program Quarterly Update for the Technical Committee and Board Meetings.
  - Continued updates to Budget Workbook to include monthly tracking of actual costs for ARWA review.
  - Continued development of projected Operation and Maintenance costs.
  
- Task 4 – Schedule
  - Prepared Program Quarterly Update for the for the Technical Committee and Board Meetings.
  - Coordinated with Program team to include TCEQ Exception Requests within the overall Program schedule.
  - Coordinated with Program team to integrate each monthly project schedule update into overall Program schedule.
  
- Task 6 – Data Management
  - Ongoing maintenance of Microsoft SharePoint Online program.
  - Continued updating of web-based GIS for right-of-entry process and alignment changes.
  
- Task 7 – Environmental Management
  - Reviewed and commented on draft Segment B Environmental Data Report.
  - Coordinated with Environmental Consultant to develop proposal for additional hazmat studies for Segments E.
  - Reviewed and commented on the draft desktop environmental analyses of potential inline elevated storage tank sites.
  - Continued coordination with the Program Environmental Consultant regarding additional hazmat studies for Segment A, B, D, and E.

**Alliance Water – Phase 1B Infrastructure – Owner’s Representative**

---

- Performed coordination between Program Environmental Consultant and Land Acquisition Consultant to clarify environmental field work to be done on properties as part of right-of-entry process.
- Monthly progress meeting and ongoing coordination with Program Environmental Consultant.
- Continued coordination between Program Environmental Consultant and Design Engineers.
- Reviewed Program Environmental invoices, schedule, and risk log.
  
- Task 8 – Land Acquisition Management
  - Coordinated the appraisal process for Segments A, B, and D parcels.
  - Coordinated with Program Survey Consultant, Program Environmental Consultant, and Land Acquisition team to address questions that arise as part of the field work coordination process.
  - Performed weekly QC of parcel files in SharePoint, provided comments to Land Acquisition team.
  - Weekly coordination meeting with land agents to discuss status of rights-of-entry and to provide Program clarification on any questions/requests that have come from landowners.
  - Reviewed Program Land Acquisition team, Program Appraiser, and Program Survey invoices.
  - Continued field work coordination to notify landowners of upcoming field work by consultants.
  
- Task 9 – Texas Water Development Board Management
  - Submitted the Award Document Submittal and updated Insurance Certificates for the Well Drilling Contractor to the TWDB for review.
  - Assisted ARWA with preparation of SWIFT application and addressing administrative comments from the TWDB.
  - Continued preparations for reimbursement funding release.
  - Continue coordination with TWDB Staff to track all EFRs, environmental reports, and bid documents currently under review.
  
- Task 10 – Design Standards
  - Compiled and addressed comments from the Manufacturer review of the Pipeline Construction Standards and Details.
  - Revised the Cathodic Protection Program Standards given feedback from the PAC and Design Consultants.
  - Revised and finalized the Security Standards given feedback from the PAC and Design Consultants.
  - Coordinated with the Design Consultants to receive feedback and information related to the Fiber Standards.
  
- Task 11 – Engineering Design Management
  - Pipelines:

**Alliance Water – Phase 1B Infrastructure – Owner’s Representative**

---

- Segment A
  - Began review of the 60% design submittal prepared by the Design Consultant.
  - Continued coordination with Design Consultant for final design.
- Segment B
  - Continued coordination with Design Consultant to finalize EFR.
  - Continued coordination with Design Consultant for final design.
- Segment C
  - Backchecked the Draft 30% Engineering Feasibility Report prepared by the Design Consultant.
  - Continued coordination with Design Consultant regarding ongoing field work and pipeline alignment considerations as part of right-of-entry process and EFR development.
- Segment D
  - Continued coordination with Design Consultant for final design.
- Segment E
  - Reviewed the Draft 30% Engineering Feasibility Report prepared by the Design Consultant.
  - Continued coordination with Design Consultant regarding ongoing field work as part of right-of-entry process and EFR development.
- Wellfield:
  - Continued coordination regarding procurement of the construction contract for Wells 6-9.
- Raw Water Infrastructure:
  - Began review of the 60% design submittal prepared by the Design Consultant.
  - Continued coordination with Design Consultant for 60% design development.
- Water Treatment Plant:
  - Began review of the 60% design submittal prepared by the Design Consultant.
  - Continued coordination with Design Consultant for final design.
- Booster Pump Station:
  - Coordinated with Design Consultant for final design.
- Inline Elevated Storage Tanks:
  - Continued coordination with Design Consultant for 30% design development.
  - Coordinated with Environmental Consultant concerning desktop environmental analyses of potential tank sites.
- Other:

**Alliance Water – Phase 1B Infrastructure – Owner’s Representative**

---

- Monthly progress meetings with all Design Consultants (pipelines, water treatment plant, raw water infrastructure, wellfield, booster pump station).
  - Review invoices, schedules, and risk logs for consultants.
- Task 13 – Electrical Power Planning
  - Continued coordinated with ARWA concerning emergency power needs and service options for the water treatment plant and wellfield.
  - Continued coordination with GVEC regarding electric service to the WTP and wellfield.
- Task 14 – Permit Coordination/Tracking
  - Prepared for and led TCEQ Coordination Meeting.
  - Prepared for and led meeting with Caldwell County concerning roadway crossing requirements.
  - Prepared for and led meeting with TxDOT concerning roadway improvements near WTP site.
  - Continued Permit coordination with Pipeline Consultants.
  - Continued coordination with Caldwell County concerning variance request for the Site Development Permit.
  - Continued General Coordination with TxDOT.
  - Continued General Coordination with GVEC and BBEC.
  - On-going Permit Tracking Log Updates.
- Task 16 – Other Services
  - Began preparing additional solar analysis and memo evaluating ARWA’s potential return on investment.
  - Commissioning Planning
    - Continued evaluating the commissioning of the Phase 1B infrastructure.

June 2020 Projection:

- Task 2 – Stakeholder Coordination
  - Coordination and/or meetings with entities including: Caldwell County, Guadalupe County, GVEC, Bluebonnet Electric Coop, TxDOT, TCEQ, and TWDB.
  - Continue weekly task coordination with Alliance Water.
  - Prepare and present Project Advisory Committee Meeting Update.
  - Prepare and present Technical Committee Meeting Update.
  - Prepare and present Board Meeting Update.
  - Prepare for and hold Monthly Status Meeting with Alliance Water.
- Task 3 – Budgeting



**Alliance Water – Phase 1B Infrastructure – Owner’s Representative**

---

- Finalize and present Program Quarterly Update for the Technical Committee and Board Meetings.
- Continue updates to Budget Workbook to include monthly tracking of actual costs for ARWA review.
- Continue development of projected Operation and Maintenance costs.
  
- Task 4 – Schedule
  - Finalize and present Program Quarterly Update for the for the Technical Committee and Board Meetings.
  - Coordinate with Program team to integrate each project schedule into overall Program schedule.
  
- Task 6 – Data Management
  - Integrate executed easement documents within online GIS Web Map.
  - Ongoing maintenance of Microsoft SharePoint Online program.
  - Continued updating of web-based GIS for right-of-entry process and alignment changes.
  
- Task 7 – Environmental Management
  - Finalize proposal for additional hazmat studies for Segments E with Environmental Consultant.
  - Backcheck review the desktop environmental analyses of potential tank sites.
  - Continued coordination with the Program Environmental Consultant regarding additional hazmat studies for Segment B, D, and E.
  - Perform coordination between Program Environmental Consultant and Land Acquisition Consultant to clarify environmental field work to be done on properties as part of right-of-entry process.
  - Monthly progress meeting and ongoing coordination with Program Environmental Consultant.
  - Continue coordination between Program Environmental Consultant and Design Engineers.
  - Review Program Environmental invoices, schedule, and risk log.
  
- Task 8 – Land Acquisition Management
  - Attend Temporary Injunction Hearings for parcels where the Program is seeking a ROE.
  - Prepare update to the Land Acquisition Workflow.
  - Coordinate the appraisal process for Segment A, B, D, and E parcels.
  - Coordinate with Program Survey Consultant, Program Environmental Consultant, and Land Acquisition team to address questions that arise as part of the field work coordination process.
  - Perform weekly QC of parcel files in SharePoint, provide comments to Land Acquisition team.

**Alliance Water – Phase 1B Infrastructure – Owner’s Representative**

---

- Weekly coordination meeting with land agents to discuss status of rights-of-entry and to provide Program clarification on any questions/requests that have come from landowners.
- Review Program Land Acquisition team, Program Appraiser, and Program Survey invoices.
- Continue field work coordination to notify landowners of upcoming field work by consultants.
  
- Task 9 – Texas Water Development Board Management
  - Submit the Segment A EFR to the TWDB for review.
  - Continue preparations for reimbursement funding release.
  - Continue coordination with TWDB Staff to track all EFRs, environmental reports, and bid documents currently under review.
  
- Task 10 – Design Standards
  - Compile and address comments from the Manufacturer review of the Pipeline Construction Standards.
  - Distribute the revised Construction Details to the Design Consultants for review.
  - Prepare revised Division 00 and Division 01 standards for the Pipeline Design Consultants.
  - Finalize the Cathodic Protection Program Standards given feedback from the PAC and Design Consultants.
  - Distribute finalized Security Standards given feedback from the PAC and Design Consultants.
  - Finalize the Fiber Standards given feedback from the PAC and Design Consultants.
  
- Task 11 – Engineering Design Management
  - Pipelines:
    - Segment A
      - Finalize review of the 60% design submittal prepared by the Design Consultant.
      - Finalize and submit the Final 30% Engineering Feasibility Report to the TWDB.
      - Attend 60% Submittal Review Workshop.
      - Continue coordination with Design Consultant for final design.
    - Segment B
      - Begin review of the Segment B1 60% design submittal prepared by the Design Consultant.
      - Continue coordination with Design Consultant to finalize EFR.
      - Continue coordination with Design Consultant regarding for final design.
    - Segment C

**Alliance Water – Phase 1B Infrastructure – Owner’s Representative**

---

- Finalize and backcheck the 30% Engineering Feasibility Report prepared by the Design Consultant.
      - Continue coordination with Design Consultant regarding ongoing field work and pipeline alignment considerations as part of right-of-entry process and EFR development.
    - Segment D
      - Continue coordination with Design Consultant for final design.
    - Segment E
      - Finalize and backcheck the 30% Engineering Feasibility Report prepared by the Design Consultant.
      - Continue coordination with Design Consultant regarding ongoing field work as part of right-of-entry process and EFR development.
      - Continue coordination with Design Consultant regarding for final design.
  - Wellfield:
    - Prepare for and attend Pre-Construction Meeting.
    - Continue coordination regarding procurement of the construction contract for Wells 6-9.
  - Raw Water Infrastructure:
    - Continue coordination with Design Consultant for 60% design development.
  - Water Treatment Plant:
    - Finalize review of the 60% design submittal prepared by the Design Consultant.
    - Attend 60% Submittal Review Workshop.
    - Coordination with Design Consultant for final design.
  - Booster Pump Station:
    - Coordination with Design Consultant for final design.
  - Inline Elevated Storage Tanks:
    - Coordination with Design Consultant for 30% design development.
  - Other:
    - Monthly progress meetings with all Design Consultants (pipelines, water treatment plant, raw water infrastructure, wellfield).
    - Review invoices, schedules, and risk logs for consultants
- Task 13 – Electrical Power Planning
    - Continue coordination with ARWA concerning emergency power needs and service options for the water treatment plant and wellfield.
    - Continue coordination with GVEC regarding electric service to the WTP and wellfield.
  - Task 14 – Permit Coordination/Tracking
    - Continue Permit coordination with Pipeline consultants

**Alliance Water – Phase 1B Infrastructure – Owner’s Representative**

---

- Continue Coordination with Caldwell County for variance request for the Site Development Permit.
- Coordinate with Hays County concerning the Site Development Permit.
- General Coordination with TxDOT.
- Coordinate with Hays County TxDOT office concerning roadway crossings.
- General Coordination with GVEC and BBEC.
- Permit Tracking Log Updates.
  
- Task 16 – Other Services
  - Prepare additional solar analysis and memo evaluating ARWA’s potential return on investment.
  - Commissioning Planning
    - Continue evaluating the commissioning of the Phase 1B infrastructure.
  - Finalize and submit the City of San Marcos Watershed Protection Plan for the Booster Pump Station Plat.

Scope Elements Added/Removed:

None at this time.

Outstanding Issues/Concerns:

None at this time.

**REGULAR MEETING**  
**Alliance Regional Water Authority Technical Committee**

**COMMITTEE MEMBER PACKETS**

Wednesday, June 10th, 2020 at 3:00 P.M.

Conference Call Number: 1-903-405-2572; Code: 152 637 130#

- F.3** Discussion and possible recommendation to the Board to recommend the approval of Work Order #5 with Blanton & Associates, Inc. for hazardous materials studies on Segment E. ~ *Ryan Sowa, P.E., Kimley-Horn & Associates*
- 

Background/Information

Alliance Water is negotiating a work order with Blanton & Associates for additional hazardous material testing associated with the Phase 1B Segment E project. The final work order will not be complete until Tuesday, June 9th – the information and Board packet will be sent out at that time.

Attachment(s)

- INFORMATION TO BE PROVIDED PRIOR TO MEETING

**Technical Committee Decision Needed:**

- Possible recommendation to the Board to approve Work Order #5 with Blanton & Associates, Inc. for hazardous materials studies on Segment E.

**REGULAR MEETING**  
**Alliance Regional Water Authority Technical Committee**

**COMMITTEE MEMBER PACKETS**

Wednesday, June 10th, 2020 at 3:00 P.M.

Conference Call Number: 1-903-405-2572; Code: 152 637 130#

- F.4** Update, discussion and possible direction to Staff regarding the Authority's Phase 1B Program Cost Estimates & Schedules. ~ *Ryan Sowa, P.E., Kimley-Horn & Associates*
- 

Background/Information

Attached is a presentation update on the schedule and budget for the Phase 1B Program. The presentation this month will be at a high level as Staff and the Owner's Representative team are reviewing the recent design submittals. The 60% submittals for the Water Treatment Plant and Segment A were recently received and are under review by the Authority, including the cost implications and the split between Alliance Water and GBRA.

Staff will be able to provide a more detailed breakdown of the costs, the comparisons to the budget and with the inclusion of the cost saving measures at the July Technical Committee meeting.

Next Step(s)

- Phase 1B Program Schedule and Budget Update June 10, 2020
- Phase 1B Budget Update

**Technical Committee Decision Needed:**

- Possible direction to Staff.



# Phase 1B Program Schedule and Budget Update

Technical Committee Meeting  
June 10, 2020

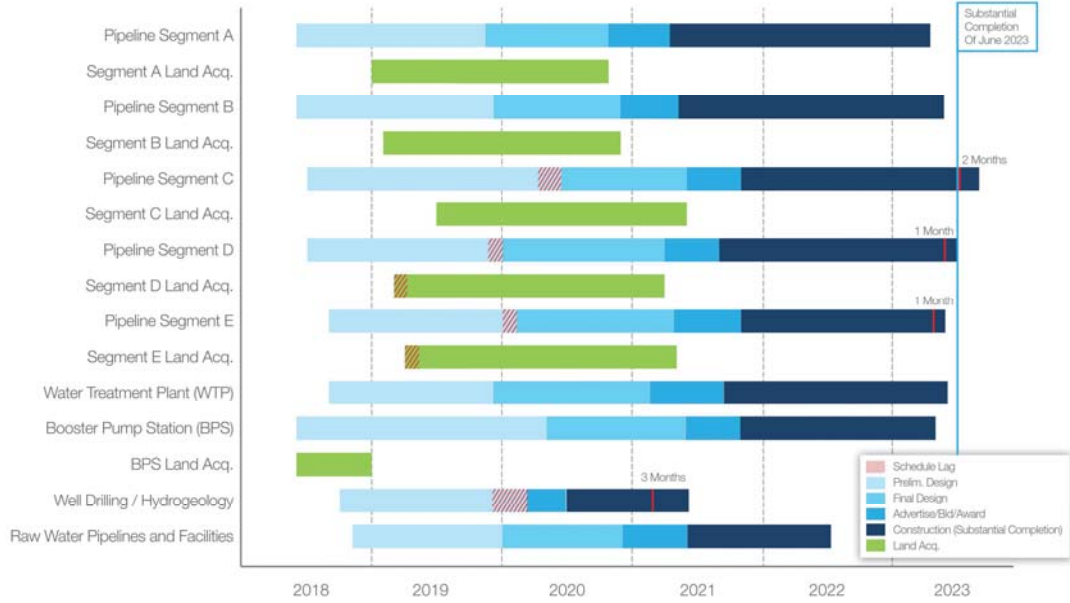
Kimley»Horn

## Schedule Update

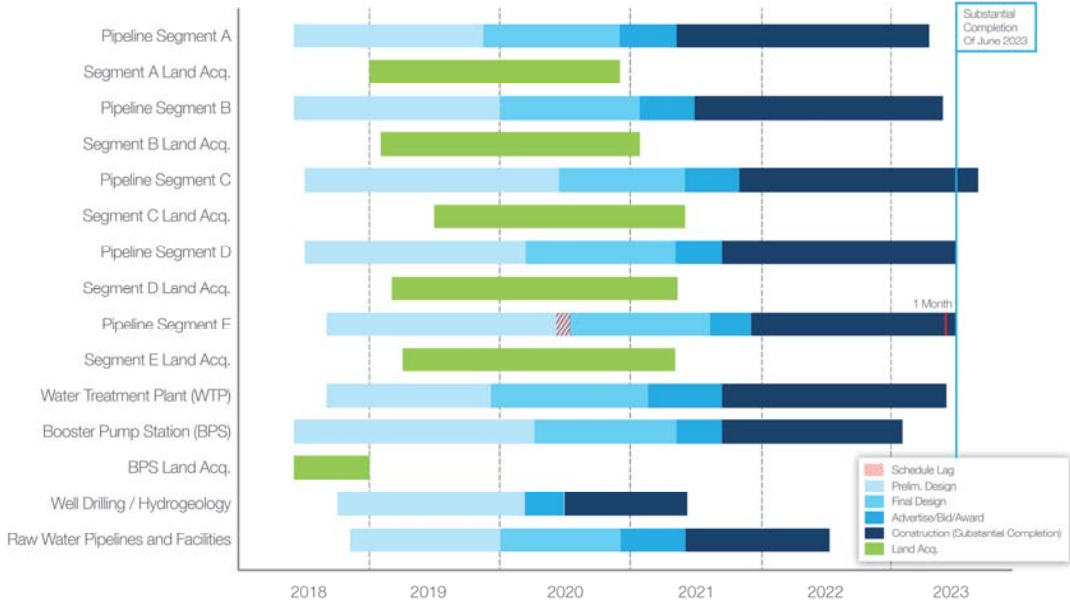


Kimley»Horn

# Schedule Update – March 2020



# Schedule Update – June 2020





## Schedule Update

### Transmission Pipelines – Segments A, B, C, D

- No Change

### Transmission Pipelines – Segment E

- Delay – 1 months
  - Rights of Entry / Alignment Confirmation Process
- MITIGATION:
  - Accelerate Design Process where Feasible

### Well Drilling, Water Treatment Plant, Booster Pump Station, & Raw Water Infrastructure

- No Change



Kimley»Horn

## Schedule Update

### Potential Concerns

- Land Acquisition and COVID-19

### Next Steps

- Adjust project schedules for Commissioning
- Evaluate project schedules for Procurement



Kimley»Horn

# Budget Update



Kimley»Horn

## Budget Update

### Projected Construction Costs

- Base Budgets
  - Set in 2019
  - Combination of Program and Consultant Projections
- Design Progression
  - Generally Ranging from 30% to 60%
  - Updated Cost Projections
  - Program Cost Reduction Measures (all Projects)
  - Value Engineering (Facilities)
- Doesn't Include ARWA/GBRA Split



Kimley»Horn

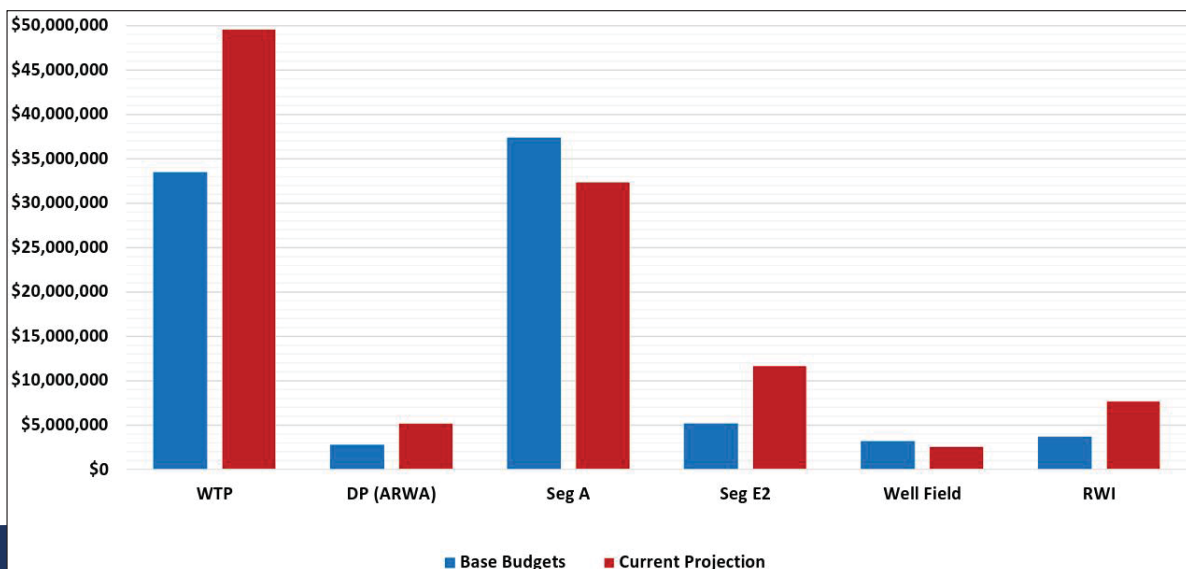
## Budget – Opinion of Probable Construction Cost (OPCC)

PROJECT	BASE BUDGET	CURRENT PROJECTION	% INC / DEC BASE	NOTES
WATER TREATMENT PLANT CUMULATIVE TOTAL	\$33,500,000	\$49,600,000	48%	60% Submittal, and reflects value engineering efforts.
DP (ARWA ONLY) CUMULATIVE TOTAL	\$2,800,000	\$5,200,000	86%	Final EFR
PIPELINE SEGMENT A CUMULATIVE TOTALS	\$37,400,000	\$32,400,000	-13%	60% Submittal
PIPELINE SEGMENT E2 CUMULATIVE TOTALS	\$5,200,000	\$11,700,000	125%	Draft EFR
WELLFIELD CUMULATIVE TOTAL	\$3,200,000	\$2,600,000	-19%	Selected proposal amount replaces budgeted amount.
RAW WATER INFRASTRUCTURE CUMULATIVE TOTAL	\$3,700,000	\$7,700,000	108%	Final EFR



Kimley»Horn

## OPCC – Base Budget vs Current Projection



# Budget Update

## July Update

- Overall Program Budget Update
- Program Cost Reduction Measures Update
- ARWA/GBRA Split Update



Kimley»Horn

ARWA PHASE 1B COST TRACKING -- COMBINED PROGRAM  
Through April 2020

PHASE 1B COMBINED PROGRAM SUMMARY	PLANNING BUDGET		2019		2020		TOTAL
			December	April	July		
WATER TREATMENT PLANT CUMULATIVE TOTAL	\$46,700,000	BUDGET	\$4,194,000	\$5,102,454	\$5,853,059	\$46,726,000	
		ACTUAL	\$3,189,000	\$4,096,723	\$4,096,723		
RPS & GBRA FILTERING STATIONS CUMULATIVE TOTAL	\$24,100,000	BUDGET	\$2,157,000	\$2,697,889	\$3,007,599	\$24,067,000	
		ACTUAL	\$1,498,000	\$1,752,373	\$1,752,373		
IN-LINE EST (COMBINED PROGRAM) CUMULATIVE TOTAL	\$5,200,000	BUDGET	\$179,000	\$297,469	\$669,942	\$5,239,000	
		ACTUAL	\$106,000	\$129,950	\$129,950		
PIPELINE SEGMENT A CUMULATIVE TOTALS	\$49,700,000	BUDGET	\$4,575,000	\$6,723,606	\$7,894,911	\$49,685,000	
		ACTUAL	\$1,814,000	\$2,778,347	\$2,778,547		
PIPELINE SEGMENT B CUMULATIVE TOTALS	\$47,400,000	BUDGET	\$3,637,000	\$6,216,496	\$7,638,417	\$47,416,000	
		ACTUAL	\$1,634,000	\$2,328,825	\$2,328,825		
PIPELINE SEGMENT D CUMULATIVE TOTALS	\$53,300,000	BUDGET	\$3,865,000	\$5,636,951	\$7,117,178	\$53,283,000	
		ACTUAL	\$2,004,000	\$2,648,869	\$2,648,869		
PIPELINE SEGMENT E1 CUMULATIVE TOTALS	\$15,500,000	BUDGET	\$820,000	\$1,072,987	\$1,418,434	\$15,505,000	
		ACTUAL	\$515,000	\$700,567	\$700,567		
PROGRAM CUMULATIVE TOTALS WITHOUT CONTINGENCY	\$241,900,000	BUDGET	\$19,227,000	\$27,747,852	\$33,499,536	\$241,920,000	
		ACTUAL	\$10,760,000	\$14,435,854	\$14,435,854		
ACCUMULATED PROGRAM CONTINGENCY	\$64,200,000	BUDGET	\$2,856,000	\$4,309,317	\$5,229,745	\$64,268,000	
ARWA AND GBRA CASH FLOW FORECASTS							
ARWA CUMULATIVE CASH FLOW	\$145,900,000	BUDGET	\$9,535,000	\$13,831,009	\$16,680,587	\$145,988,000	
		ACTUAL	\$5,379,041	\$7,217,927	\$7,217,927		
GBRA CUMULATIVE CASH FLOW	\$96,500,000	BUDGET	\$9,535,000	\$13,881,000	\$16,681,000	\$96,532,000	
		ACTUAL	\$5,282,060	\$7,198,902	\$7,230,152		
ARWA AND GBRA CONTINGENCY ACCUMULATION FORECASTS							
ARWA CUMULATIVE CONTINGENCY ACCUMULATION	\$39,500,000	BUDGET	\$1,428,000	\$2,154,430	\$2,614,644	\$39,462,000	
		ACTUAL	\$1,428,000	\$2,154,430	\$2,614,644		
GBRA CUMULATIVE CONTINGENCY ACCUMULATION	\$24,800,000	BUDGET	\$1,428,000	\$2,154,430	\$2,614,644	\$24,806,000	
		ACTUAL	\$1,428,000	\$2,154,430	\$2,614,644		



Kimley»Horn

ARWA PHASE 1B COST TRACKING -- ARWA PHASE 1B PROGRAM SUMMARY  
Through April 2020

PHASE 1B ARWA PROGRAM SUMMARY	PLANNING BUDGET		2019			2020			TOTAL
			December	April	July	July	July		
<b>ARWA-ONLY PROJECTS</b>									
WELLFIELD CUMULATIVE TOTAL	\$1,700,000	PLANNED	\$700,000	\$1,887,854	\$2,745,452				\$1,700,000
		ACTUAL	\$160,001	\$185,806	\$185,806				\$185,806
RAW WATER INFRASTRUCTURE CUMULATIVE TOTAL	\$7,300,000	PLANNED	\$1,400,000	\$1,697,766	\$1,997,960				\$7,282,000
		ACTUAL	\$864,491	\$1,094,470	\$1,694,470				\$1,694,470
ARWA ONLY WATER TREATMENT PLANT CUMULATIVE TOTAL	\$2,600,000	PLANNED	\$2,564,000	\$2,564,100	\$2,564,100				\$2,564,100
		ACTUAL	\$2,564,100	\$2,564,100	\$2,564,100				\$2,564,100
BPS Seg C & ARWA DELIVERY POINTS CUMULATIVE TOTAL	\$7,600,000	PLANNED	\$1,193,000	\$1,312,000	\$1,419,000				\$7,638,000
		ACTUAL	\$668,149	\$737,894	\$737,894				\$737,894
IN-LINE EST SEG C CUMULATIVE TOTAL	\$5,100,000	PLANNED	\$188,000	\$307,884	\$441,904				\$4,844,000
		ACTUAL	\$78,901	\$97,396	\$97,396				\$97,396
ADMIN & OPS CENTER CUMULATIVE TOTAL	\$4,300,000	PLANNED	\$216,000	\$266,238	\$400,814				\$4,296,000
		ACTUAL	\$95,344	\$13,893	\$13,893				\$13,893
PIPELINE SEGMENT C CUMULATIVE TOTALS	\$65,800,000	PLANNED	\$2,835,000	\$5,264,488	\$6,807,597				\$65,805,000
		ACTUAL	\$2,048,238	\$2,425,238	\$2,425,238				\$2,425,238
PIPELINE SEGMENT E2 CUMULATIVE TOTALS	\$8,500,000	PLANNED	\$817,000	\$1,121,141	\$1,350,807				\$8,549,000
		ACTUAL	\$656,827	\$809,888	\$809,888				\$809,888
ARWA CUMULATIVE CASH FLOW -- ARWA-ONLY PROGRAM	\$104,900,000	PLANNED	\$9,900,000	\$14,900,000	\$17,700,000				\$104,900,000
		ACTUAL	\$7,100,000	\$8,000,000	\$8,000,000				\$8,000,000
<b>COMBINED PROGRAM PROJECTS</b>									
WATER TREATMENT PLANT CUMULATIVE TOTAL	\$24,500,000	BUDGET	\$2,097,000	\$2,551,227	\$2,503,518				\$24,535,000
		ACTUAL	\$1,594,545	\$2,048,381	\$2,048,381				\$2,048,381
BPS & GBA METERING STATIONS CUMULATIVE TOTAL	\$13,300,000	BUDGET	\$1,078,000	\$1,348,844	\$1,501,799				\$13,341,000
		ACTUAL	\$748,738	\$876,187	\$876,187				\$876,187
IN-LINE EST (COMBINED PROGRAM) CUMULATIVE TOTAL	\$3,600,000	BUDGET	\$89,000	\$148,734	\$284,971				\$3,619,000
		ACTUAL	\$53,771	\$65,975	\$65,975				\$65,975
PIPELINE SEGMENT A CUMULATIVE TOTALS	\$28,000,000	BUDGET	\$2,288,000	\$1,861,803	\$1,947,456				\$28,582,000
		ACTUAL	\$966,982	\$1,189,979	\$1,189,979				\$1,189,979
PIPELINE SEGMENT B CUMULATIVE TOTALS	\$29,500,000	BUDGET	\$1,818,000	\$3,108,248	\$3,839,208				\$29,506,000
		ACTUAL	\$816,868	\$1,165,412	\$1,165,412				\$1,165,412
PIPELINE SEGMENT D CUMULATIVE TOTALS	\$16,300,000	BUDGET	\$1,932,000	\$2,818,475	\$3,558,589				\$16,308,000
		ACTUAL	\$1,001,812	\$1,324,435	\$1,324,435				\$1,324,435
PIPELINE SEGMENT E1 CUMULATIVE TOTALS	\$9,000,000	BUDGET	\$110,000	\$19,194	\$795,217				\$9,495,000
		ACTUAL	\$297,276	\$705,284	\$705,284				\$705,284
ARWA CUMULATIVE CASH FLOW -- COMBINED PROGRAM	\$145,300,000	PLANNED	\$9,613,000	\$13,873,926	\$16,748,768				\$145,388,000
		ACTUAL	\$5,979,041	\$7,217,927	\$7,217,927				\$7,217,927
ARWA PHASE 1B CUMULATIVE CASH FLOW W/O CONTINGENCY	\$250,200,000	PLANNED	\$18,513,000	\$28,777,926	\$34,448,768				\$250,188,000
		ACTUAL	\$12,479,061	\$15,217,927	\$15,217,927				\$15,217,927
ARWA CUMULATIVE CONTINGENCY ACCUMULATION	\$105,700,000	PLANNED	\$4,132,000	\$4,822,045	\$8,504,492				\$105,811,000



Horn

Questions?



Kimley»Horn

**ARWA PHASE 1B COST TRACKING -- ARWA PHASE 1B PROGRAM SUMMARY**  
Through April 2020

PHASE 1B ARWA PROGRAM SUMMARY	PLANNING BUDGET		2019		2020		TOTAL
			December	April	July		
<b>ARWA-ONLY PROJECTS</b>							
WELLFIELD CUMULATIVE TOTAL	\$3,700,000	PLANNED ACTUAL	\$700,000 \$160,001	\$1,887,954 \$185,806	\$2,745,652 \$185,806	\$3,700,000	
RAW WATER INFRASTRUCTURE CUMULATIVE TOTAL	\$7,300,000	PLANNED ACTUAL	\$1,400,000 \$864,431	\$1,697,766 \$1,094,470	\$1,937,960 \$1,094,470	\$7,282,000	
ARWA-ONLY WATER TREATMENT PLANT CUMULATIVE TOTAL	\$2,600,000	PLANNED ACTUAL	\$2,564,000 \$2,564,100	\$2,564,100 \$2,564,100	\$2,564,100 \$2,564,100	\$2,564,000	
BPS Seg C & ARWA DELIVERY POINTS CUMULATIVE TOTAL	\$7,600,000	PLANNED ACTUAL	\$1,193,000 \$668,169	\$1,312,000 \$727,034	\$1,419,000 \$727,034	\$7,638,000	
INLINE EST SEG C CUMULATIVE TOTAL	\$5,100,000	PLANNED ACTUAL	\$138,000 \$78,901	\$207,884 \$97,196	\$441,350 \$97,196	\$4,964,000	
ADMIN & OPS CENTER CUMULATIVE TOTAL	\$4,300,000	PLANNED ACTUAL	\$216,000 \$39,266	\$266,258 \$47,992	\$400,614 \$47,992	\$4,296,000	
PIPELINE SEGMENT C CUMULATIVE TOTALS	\$65,800,000	PLANNED ACTUAL	\$2,835,000 \$2,048,226	\$5,264,488 \$2,425,228	\$6,807,597 \$2,425,228	\$65,805,000	
PIPELINE SEGMENT E2 CUMULATIVE TOTALS	\$8,500,000	PLANNED ACTUAL	\$817,000 \$656,027	\$1,121,141 \$809,888	\$1,350,607 \$809,888	\$8,549,000	
ARWA CUMULATIVE CASH FLOW -- ARWA-ONLY PROGRAM	\$104,900,000	PLANNED ACTUAL	\$9,900,000 \$7,100,000	\$14,300,000 \$8,000,000	\$17,700,000 \$8,000,000	\$104,800,000	
<b>COMBINED PROGRAM PROJECTS</b>							
WATER TREATMENT PLANT CUMULATIVE TOTAL	\$24,500,000	BUDGET ACTUAL	\$2,097,000 \$1,594,565	\$2,551,227 \$2,048,361	\$2,926,528 \$2,048,361	\$24,535,000	
BPS & GBRA METERING STATIONS CUMULATIVE TOTAL	\$13,300,000	BUDGET ACTUAL	\$1,079,000 \$748,758	\$1,348,944 \$876,187	\$1,503,799 \$876,187	\$13,341,000	
IN-LINE EST (COMBINED PROGRAM) CUMULATIVE TOTAL	\$3,600,000	BUDGET ACTUAL	\$89,000 \$52,771	\$148,734 \$64,975	\$284,971 \$64,975	\$3,619,000	
PIPELINE SEGMENT A CUMULATIVE TOTALS	\$28,600,000	BUDGET ACTUAL	\$2,288,000 \$906,992	\$3,361,803 \$1,389,273	\$3,947,456 \$1,389,273	\$28,582,000	
PIPELINE SEGMENT B CUMULATIVE TOTALS	\$29,500,000	BUDGET ACTUAL	\$1,818,000 \$816,868	\$3,108,248 \$1,164,412	\$3,819,208 \$1,164,412	\$29,506,000	
PIPELINE SEGMENT D CUMULATIVE TOTALS	\$36,300,000	BUDGET ACTUAL	\$1,932,000 \$1,001,812	\$2,818,475 \$1,324,435	\$3,558,589 \$1,324,435	\$36,308,000	
PIPELINE SEGMENT E1 CUMULATIVE TOTALS	\$9,500,000	BUDGET ACTUAL	\$310,000 \$257,276	\$536,494 \$350,284	\$709,217 \$350,284	\$9,497,000	
ARWA CUMULATIVE CASH FLOW -- COMBINED PROGRAM	\$145,300,000	PLANNED ACTUAL	\$9,613,000 \$5,379,041	\$13,873,926 \$7,217,927	\$16,749,768 \$7,217,927	\$145,388,000	
<b>ARWA PHASE1B CUMULATIVE CASH FLOW W/O CONTINGENCY</b>	<b>\$250,200,000</b>	PLANNED ACTUAL	<b>\$19,513,000 \$12,479,041</b>	<b>\$28,173,926 \$15,217,927</b>	<b>\$34,449,768 \$15,217,927</b>	<b>\$250,188,000</b>	
<b>ARWA CUMULATIVE CONTINGENCY ACCUMULATION</b>	<b>\$105,700,000</b>	PLANNED	<b>\$4,132,000</b>	<b>\$6,822,045</b>	<b>\$8,504,492</b>	<b>\$105,611,000</b>	

**ARWA PHASE 1B COST TRACKING -- COMBINED PROGRAM**  
Through April 2020

PHASE 1B COMBINED PROGRAM SUMMARY	PLANNING BUDGET		2019	2020		TOTAL
			December	April	July	
WATER TREATMENT PLANT CUMULATIVE TOTAL	\$46,700,000	BUDGET	\$4,194,000	\$5,102,454	\$5,853,055	\$46,726,000
		ACTUAL	\$3,189,000	\$4,096,723	\$4,096,723	
BPS & GBRA METERING STATIONS CUMULATIVE TOTAL	\$24,100,000	BUDGET	\$2,157,000	\$2,697,889	\$3,007,599	\$24,067,000
		ACTUAL	\$1,498,000	\$1,752,373	\$1,752,373	
IN-LINE EST (COMBINED PROGRAM) CUMULATIVE TOTAL	\$5,200,000	BUDGET	\$179,000	\$297,469	\$569,942	\$5,239,000
		ACTUAL	\$106,000	\$129,950	\$129,950	
PIPELINE SEGMENT A CUMULATIVE TOTALS	\$49,700,000	BUDGET	\$4,575,000	\$6,723,606	\$7,894,911	\$49,685,000
		ACTUAL	\$1,814,000	\$2,778,547	\$2,778,547	
PIPELINE SEGMENT B CUMULATIVE TOTALS	\$47,400,000	BUDGET	\$3,637,000	\$6,216,496	\$7,638,417	\$47,416,000
		ACTUAL	\$1,634,000	\$2,328,825	\$2,328,825	
PIPELINE SEGMENT D CUMULATIVE TOTALS	\$53,300,000	BUDGET	\$3,865,000	\$5,636,951	\$7,117,178	\$53,283,000
		ACTUAL	\$2,004,000	\$2,648,869	\$2,648,869	
PIPELINE SEGMENT E1 CUMULATIVE TOTALS	\$15,500,000	BUDGET	\$620,000	\$1,072,987	\$1,418,434	\$15,505,000
		ACTUAL	\$515,000	\$700,567	\$700,567	
PROGRAM CUMULATIVE TOTALS WITHOUT CONTINGENCY	\$241,900,000	BUDGET	\$19,227,000	\$27,747,852	\$33,499,536	\$241,920,000
		ACTUAL	\$10,760,000	\$14,435,854	\$14,435,854	
ACCUMULATED PROGRAM CONTINGENCY	\$64,200,000	BUDGET	\$2,856,000	\$4,309,317	\$5,229,745	\$64,268,000
<b>ARWA AND GBRA CASH FLOW FORECASTS</b>						
ARWA CUMULATIVE CASH FLOW	\$145,300,000	BUDGET	\$9,535,000	\$13,831,089	\$16,680,587	\$145,388,000
		ACTUAL	\$5,379,041	\$7,217,927	\$7,217,927	
GBRA CUMULATIVE CASH FLOW	\$96,500,000	BUDGET	\$9,535,000	\$13,831,000	\$16,681,000	\$96,532,000
		ACTUAL	\$5,282,060	\$7,198,902	\$7,230,152	
<b>ARWA AND GBRA CONTINGENCY ACCUMULATION FORECASTS</b>						
ARWA CUMULATIVE CONTINGENCY ACCUMULATION	\$39,500,000	BUDGET	\$1,428,000	\$2,154,430	\$2,614,644	\$39,462,000
GBRA CUMULATIVE CONTINGENCY ACCUMULATION	\$24,800,000	BUDGET	\$1,428,000	\$2,154,430	\$2,614,644	\$24,806,000



**REGULAR MEETING**  
**Alliance Regional Water Authority Technical Committee**

**COMMITTEE MEMBER PACKETS**

Wednesday, June 10th, 2020 at 3:00 P.M.  
Conference Call Number: 1-903-405-2572; Code: 152 637 130#

- F.5** Update, discussion and possible direction to Staff regarding the Authority’s request to the Texas Water Development Board for additional SWIFT Funding. ~ *Graham Moore, P.E., Executive Director*
- 

Background/Information

On June 4<sup>th</sup> the TWDB Board approved the subsidies for the 2020 SWIFT issuances – they match the previous subsidies offered. The Board also adopted a resolution reducing the subsidies for future year. The table below shows the subsidies.

<b>Maturity</b>	<b>2020 Issuance</b>	<b>2021 Issuance</b>
20-Year	35%	25%
30-Year	20%	14%

SWIFT Rates

After the approval of the subsidies the TWDB released projected rates for the 2020 closings. The Authority’s financial advisor is developing updated debt service schedules based on these new rates. The information will be shared with the Sponsors as soon as it is available.

**Technical Committee Decision Needed:**

- Possible direction to Staff.



**REGULAR MEETING**  
**Alliance Regional Water Authority Technical Committee**

**COMMITTEE MEMBER PACKETS**

Wednesday, June 10th, 2020 at 3:00 P.M.  
Conference Call Number: 1-903-405-2572; Code: 152 637 130#

**F.6** Discussion of the proposed Authority budget for FY 2020-21; and possible direction to staff. ~ *Graham Moore, P.E., Executive Director*

---

Background/Information

Attached is updated draft budget information for FY 2020-21.

The Authority's Financial Policies call for the following schedule as it relates to the budget process:

<u>Deadline</u>	<u>Action</u>
May 31st	Summary Prelim Budget presented to Technical Committee and Board
June 30th	Proposed Budget presented to Technical Committee
July 31st	Draft budget recommended by the Technical Committee to the Board
August 31st	Approval of budget for ensuing year

Note: The Administrative Committee is recommending that the final adoption of a budget be moved up to the end of July.

Administrative Committee

The Administrative Committee met on May 29<sup>th</sup> and recommended approval of the Employee Expenses portion of the budget, which contains the following:

- No raises for the same positions in 2020-21.
- Merit bonuses for employees (excludes Executive Director).
- All other expenditures are previously shown.

The remaining portions of the budget are still under development pending updates on the debt service schedules. The portions of the budget still under development do not directly impact the amounts to be paid in the next fiscal year by the Sponsors.

Staff is seeking input from the Technical Committee on the draft budget.

Attachment(s)

- Draft Budget FY 2020-21 dated June 5, 2020

**Technical Committee Decision Needed:**

- Possible direction to Staff.

**Alliance Regional Water Authority**  
**APPENDIX A: FY 2020-21 GENERAL OPERATIONS BUDGET**

**ATTACHMENT A - DRAFT 2020-06-05**

Expense	Actual FY 2018/19	Approved (as Amended) FY 2019/20	Estimated FY 2019/20	Proposed FY 2020/21
<b>Operations Expenditures</b>				
Royalties & Permit Fees				
Groundwater Royalties	1,192,172.00	1,355,600.00	1,320,000.00	1,355,600.00
Permit Fees	71,311.00	75,570.00	75,538.00	90,300.00
<b>Total Royalties &amp; Permit Fees</b>	<b>1,263,483.00</b>	<b>1,431,170.00</b>	<b>1,395,538.00</b>	<b>1,445,900.00</b>
Contract Services				
Agency Mgmt Public Relations	39,530.80	50,000.00	24,000.00	50,000.00
Contract Services-Lobbyist	72,000.00	72,000.00	72,000.00	78,000.00
Auditing fees	10,505.00	11,300.00	10,715.00	13,000.00
Legal Fees	108,030.00	105,000.00	95,000.00	105,000.00
<b>Total Contract Services</b>	<b>230,065.80</b>	<b>238,300.00</b>	<b>201,715.00</b>	<b>246,000.00</b>
Regional Water Planning Contribution	1,048.67	2,500.00	1,500.00	2,500.00
<b>Admin Operations</b>				
Dues	6,480.00	7,000.00	6,500.00	7,250.00
Bank Fees	1,702.53	1,000.00	2,500.00	1,000.00
Insurance - Liability, E&O	3,172.56	5,000.00	2,375.00	5,000.00
Non-Project Newspaper Public Notices	2,023.00	500.00	0.00	500.00
Printing and Copying	394.09	2,500.00	1,000.00	2,500.00
Telephone, Telecommunications	2,700.00	3,800.00	2,000.00	3,800.00
Supplies	6,756.61	6,000.00	8,600.00	10,000.00
Admin Operations - Other	0.00	8,200.00	6,000.00	7,500.00
<b>Total Admin Operations</b>	<b>23,228.79</b>	<b>34,000.00</b>	<b>28,975.00</b>	<b>37,550.00</b>
Travel, Conferences & Meetings	4,459.97	4,000.00	3,500.00	4,000.00
<b>Employee Expenses</b>				
Salaries and wages	245,291.02	324,781.33	280,000.00	335,878.00
Merit Bonus	0.00	0.00	0.00	3,040.00
Auto Allowance	10,200.06	16,600.00	14,000.00	17,150.00
Phone Allowance	0.00	0.00	0.00	3,600.00
Payroll taxes	17,541.40	26,115.67	22,000.00	25,283.97
Employee Insurance	21,191.23	33,012.00	25,000.00	26,414.14
Retirement	16,336.35	22,182.57	20,000.00	25,176.76
Licenses & Permits	40.00	1,000.00	1,000.00	1,700.00
Mileage Reimbursement	0.00	1,200.00	400.00	800.00
Employee Expenses - Other	0.00	1,160.00	1,160.00	4,000.00
<b>Total Employee Expenses</b>	<b>310,600.06</b>	<b>426,052.00</b>	<b>363,560.00</b>	<b>443,042.86</b>
<b>Total Operations Expenditures</b>	<b>1,832,890.00</b>	<b>2,136,020.00</b>	<b>1,994,790.00</b>	<b>2,178,990.00</b>
<b>Facility O&amp;M Expenditures</b>				
General - O&M Expenditures	0.00	0.00	0.00	500.00
Well Field - O&M Expenditures	0.00	0.00	0.00	0.00
WTP - O&M Expenditures	0.00	0.00	0.00	0.00
Maxwell BPS - O&M Expenditures	0.00	0.00	0.00	0.00
Buda BPS - O&M Expenditures	0.00	0.00	0.00	19,510.00
Kyle EST - O&M Expenditures	0.00	0.00	0.00	0.00
SH-123 EST - O&M Expenditures	0.00	0.00	0.00	0.00
<b>Total O&amp;M Expenditures</b>	<b>0.00</b>	<b>0.00</b>	<b>0.00</b>	<b>20,010.00</b>

**Alliance Regional Water Authority**  
**APPENDIX A: FY 2020-21 GENERAL OPERATIONS BUDGET**

**ATTACHMENT A - DRAFT 2020-06-05**

	Actual FY 2018/19	Approved (as Amended) FY 2019/20	Estimated FY 2019/20	Proposed FY 2020/21
<b>Capital Expenditures</b>				
Projects-in-Progress (Cash)				
Legal Support	9,240.17	25,000.00	20,000.00	25,000.00
Hydrogeologic Support	52,290.10	25,000.00	25,000.00	25,000.00
Total Projects-in-Progress (Cash)	61,530.27	50,000.00	45,000.00	50,000.00
Projects-in-Progress Eng. (Cash)				
Engineering - General	0.00	75,000.00	0.00	75,000.00
GIS Development	5,268.75	25,000.00	20,000.00	20,000.00
Total Projects-in-Progress Eng. (Cash)	5,268.75	100,000.00	20,000.00	95,000.00
Projects-in-Progress Construction				
Construction -GCUWCD Monitor Wells	101,372.38	0.00	0.00	0.00
Total Projects-in-Progress Construction	101,370.00	0.00	0.00	0.00
Debt Service Payment				
Series 2015a (CRWA)	248,918.50	247,586.50	247,586.50	250,977.00
Series 2015b (Kyle)	177,806.50	177,032.50	177,032.50	181,087.50
Series 2017a (CRWA)	497,816.00	500,814.00	500,814.00	498,561.50
Series 2017b (Kyle)	456,883.50	455,035.50	455,035.50	452,995.50
Series 2017c (San Marcos)	720,739.00	722,337.00	722,377.00	723,522.00
Series 2017d (Buda)	100,675.50	100,203.00	100,203.00	104,678.00
Series 2019a (CRWA)	0.00	700,000.00	403,005.01	1,287,478.50
Series 2019b (Kyle)	0.00	605,000.00	367,710.69	1,174,531.50
Series 2019c (San Marcos)	0.00	580,000.00	303,502.29	1,897,305.00
Series 2019d (Buda)	0.00	85,000.00	43,048.51	268,481.00
Series 2020a (CRWA)	0.00	0.00	0.00	750,000.00
Series 2020b (Kyle)	0.00	0.00	0.00	675,000.00
Series 2020c (San Marcos)	0.00	0.00	0.00	610,000.00
Series 2020d (Buda)	0.00	0.00	0.00	90,000.00
Total Debt Service Payment	2,202,840.00	4,173,010.00	3,320,320.00	8,964,620.00
<b>Total Capital Expenditures</b>	<b>2,371,010.00</b>	<b>4,323,010.00</b>	<b>3,385,320.00</b>	<b>9,109,620.00</b>
<b>Total Expense</b>	<b>4,203,900.00</b>	<b>6,459,030.00</b>	<b>5,380,110.00</b>	<b>11,308,620.00</b>
<b>Ordinary Income/Expense</b>				
<b>Beginning Unreserved Fund Balance</b>	<b>1,447,920.00</b>	<b>1,901,881.58</b>	<b>1,901,881.58</b>	<b>3,112,110.00</b>
<b>Revenue</b>				
Project Contribution				
City of San Marcos	1,563,449.00	2,127,117.00	2,127,117.00	4,100,430.00
City of Kyle	1,296,685.00	1,884,978.00	1,884,978.00	3,166,740.00
City of Buda	220,056.00	302,043.00	302,043.00	586,350.00
Canyon Regional Water Authority	1,472,650.00	2,158,870.50	2,158,870.50	3,536,100.00
Project Contribution - Other	0.00	31,600.00	63,200.00	31,600.00
Total Project Contribution	4,552,840.00	6,504,608.50	6,536,208.50	11,421,220.00
TexStar Interest Revenue				
City of San Marcos	43,590.30	15,000.00	16,400.00	4,300.00
City of Kyle	34,242.58	11,250.00	12,880.00	3,400.00
City of Buda	6,175.09	1,875.00	2,325.00	600.00
Canyon Regional Water Authority	37,548.94	12,750.00	14,125.00	3,700.00
TexStar Interest Revenue - Other	0.00	0.00	0.00	0.00
Total TexStar Interest Revenue	121,556.91	40,875.00	45,730.00	12,000.00
Broadway Interest Revenue				
City of San Marcos	5,107.34	1,500.00	3,000.00	550.00
City of Kyle	3,896.09	1,125.00	2,250.00	425.00
City of Buda	695.41	190.00	400.00	75.00
Canyon Regional Water Authority	4,372.20	1,275.00	2,750.00	450.00
Broadway Interest Revenue - Other	0.00	0.00	0.00	0.00
Total Broadway Interest Income	14,071.04	4,090.00	8,400.00	1,500.00
<b>Total Operating Revenue</b>	<b>4,688,470.00</b>	<b>6,549,570.00</b>	<b>6,590,340.00</b>	<b>11,434,720.00</b>
<b>Total Funds Available</b>	<b>6,136,390.00</b>	<b>8,451,451.58</b>	<b>8,492,221.58</b>	<b>14,546,830.00</b>
<b>Net Income</b>	<b>484,570.00</b>	<b>90,540.00</b>	<b>1,210,230.00</b>	<b>126,100.00</b>
<b>Ending Unreserved Balance</b>	<b>1,901,881.58</b>	<b>1,992,420.00</b>	<b>3,112,110.00</b>	<b>3,238,210.00</b>
<b>Fund Balance as Percentage of Operating</b>	103.76%	93.28%	156.01%	147.26%

**Alliance Regional Water Authority**

**APPENDIX C: DRAFT PROJECTED 5-YR BUDGET**

	2019-20	2020-21	2021-22	2022-23	2023-24	2024-25
<b>Beginning Fund Balance</b>	<b>\$1,901,882</b>	<b>\$2,405,740</b>	<b>\$2,665,580</b>	<b>\$2,941,070</b>	<b>\$2,608,280</b>	<b>\$1,932,320</b>
<b>GENERAL OPERATIONS</b>						
<b>Expenditures</b>						
Operations						
Royalties & Permits	\$1,395,538	\$1,445,900	\$1,554,930	\$2,071,300	\$2,116,857	\$2,163,644
Contract Services	\$201,715	\$246,000	\$262,000	\$277,000	\$277,000	\$277,000
Operations	\$30,475	\$40,050	\$47,800	\$50,190	\$52,700	\$55,334
Employee Expenses	\$363,560	\$443,043	\$449,867	\$720,644	\$1,342,903	\$1,377,865
Travel, Conferences & Meetings	\$3,500	\$4,000	\$5,000	\$7,500	\$15,000	\$20,000
Total Operations	\$1,994,788	\$2,178,993	\$2,319,597	\$3,126,634	\$3,804,460	\$3,893,844
Plant O&M Expenditures	\$0	\$20,010	\$23,750	\$250,000	\$1,250,000	\$1,350,000
Capital Projects (Cash)						
Permitting/Groundwater Support	\$45,000	\$50,000	\$60,000	\$35,000	\$35,000	\$35,000
Engineering & Studies (Cash)	\$20,000	\$95,000	\$100,000	\$100,000	\$100,000	\$100,000
Construction (Cash)	\$0	\$0	\$0	\$0	\$0	\$0
Total Capital Projects (Cash)	\$65,000	\$145,000	\$160,000	\$135,000	\$135,000	\$135,000
Shared Water						
Payments to Kyle	\$290,684	\$298,814	\$315,094	\$332,014	\$0	\$0
Payments to San Marcos	\$165,336	\$165,336	\$165,336	\$165,336	\$0	\$0
ARWA O&M	\$0	\$6,890	\$9,360	\$14,330	\$0	\$0
Total Shared Water	\$456,020	\$471,040	\$489,790	\$511,680	\$0	\$0
<b>Total Expenditures</b>	<b>\$2,515,810</b>	<b>\$2,815,040</b>	<b>\$2,993,140</b>	<b>\$4,023,310</b>	<b>\$5,189,460</b>	<b>\$5,378,840</b>
<b>Revenues</b>						
City of San Marcos	\$824,780	\$869,605	\$932,360	\$1,075,800	\$1,613,700	\$1,900,580
City of Kyle	\$647,910	\$683,123	\$732,420	\$845,100	\$1,267,650	\$1,493,010
City of Buda	\$116,840	\$123,190	\$132,080	\$152,400	\$228,600	\$269,240
Canyon Regional Water Authority	\$710,470	\$749,083	\$803,140	\$926,700	\$1,390,050	\$1,637,170
<b>Total Revenues</b>	<b>\$2,300,000</b>	<b>\$2,425,000</b>	<b>\$2,600,000</b>	<b>\$3,000,000</b>	<b>\$4,500,000</b>	<b>\$5,300,000</b>
<b>PROJECTS</b>						
<b>Expenditures</b>						
Series 2015a (CRWA)	\$247,587	\$250,977	\$249,058	\$251,854	\$249,319	\$251,609
Series 2015b (Kyle)	\$177,033	\$181,088	\$179,929	\$178,608	\$182,117	\$180,437
Series 2017a (CRWA)	\$500,814	\$498,562	\$501,018	\$498,048	\$499,727	\$496,042
Series 2017b (Kyle)	\$455,036	\$452,996	\$455,692	\$452,997	\$454,983	\$451,633
Series 2017c (San Marcos)	\$722,377	\$723,522	\$719,232	\$719,282	\$718,677	\$722,517
Series 2017d (Buda)	\$100,203	\$104,678	\$104,054	\$103,334	\$102,526	\$101,646
Series 2019a (CRWA)	\$403,005	\$1,287,479	\$1,289,931	\$1,287,131	\$1,284,128	\$1,285,844
Series 2019b (Kyle)	\$367,711	\$1,174,532	\$1,172,647	\$1,175,575	\$1,173,261	\$1,170,685
Series 2019c (San Marcos)	\$303,502	\$1,897,305	\$1,899,831	\$1,897,081	\$1,893,944	\$1,890,416
Series 2019d (Buda)	\$43,049	\$268,481	\$271,717	\$269,890	\$268,019	\$266,106
Series 2020a (CRWA)	\$0	\$750,000	\$1,945,000	\$1,945,000	\$1,945,000	\$1,945,000
Series 2020b (Kyle)	\$0	\$675,000	\$1,775,000	\$1,775,000	\$1,775,000	\$1,775,000
Series 2020c (San Marcos)	\$0	\$610,000	\$2,825,000	\$2,825,000	\$2,825,000	\$2,825,000
Series 2020d (Buda)	\$0	\$90,000	\$402,000	\$402,000	\$402,000	\$402,000
Series 2021a (CRWA)	\$0	\$0	\$250,000	\$625,000	\$625,000	\$625,000
Series 2021b (Kyle)	\$0	\$0	\$230,000	\$570,000	\$570,000	\$570,000
Series 2021c (San Marcos)	\$0	\$0	\$215,000	\$900,000	\$900,000	\$900,000
Series 2021d (Buda)	\$0	\$0	\$35,000	\$135,000	\$135,000	\$135,000
<b>Total Expenditures</b>	<b>\$3,320,315</b>	<b>\$8,964,619</b>	<b>\$14,520,107</b>	<b>\$16,010,798</b>	<b>\$16,003,700</b>	<b>\$15,993,932</b>
<b>Revenues</b>						
Sponsor Payments						
City of San Marcos	\$1,025,879	\$3,230,827	\$5,659,063	\$6,341,363	\$6,337,621	\$6,337,933
City of Kyle	\$999,779	\$2,483,615	\$3,813,267	\$4,152,179	\$4,155,361	\$4,147,755
City of Buda	\$143,252	\$463,159	\$812,771	\$910,224	\$907,545	\$904,752
Canyon Regional Water Authority	\$1,151,406	\$2,787,018	\$4,235,006	\$4,607,032	\$4,603,173	\$4,603,494
Total Sponsor Payments	\$3,320,315	\$8,964,619	\$14,520,107	\$16,010,798	\$16,003,700	\$15,993,932
<b>Total Revenues</b>	<b>\$3,320,315</b>	<b>\$8,964,619</b>	<b>\$14,520,107</b>	<b>\$16,010,798</b>	<b>\$16,003,700</b>	<b>\$15,993,932</b>
<b>Net Sponsor Payments</b>						
Sponsor Payments						
City of San Marcos	\$1,850,659	\$4,100,432	\$6,591,423	\$7,417,163	\$7,951,321	\$8,238,513
City of Kyle	\$1,647,689	\$3,166,738	\$4,545,687	\$4,997,279	\$5,423,011	\$5,640,765
City of Buda	\$966,264	\$1,222,725	\$1,599,977	\$1,739,640	\$1,136,145	\$1,173,992
Canyon Regional Water Authority	\$1,861,876	\$5,536,100	\$5,038,146	\$5,533,732	\$5,993,223	\$6,240,664
<b>Total Net Sponsor Payments</b>	<b>\$6,326,488</b>	<b>\$12,025,995</b>	<b>\$17,775,233</b>	<b>\$19,687,814</b>	<b>\$20,503,700</b>	<b>\$21,293,932</b>
Interest Income	\$13,500	\$13,500	\$13,500	\$13,500	\$13,500	\$13,500
<b>NET INCOME</b>	<b>\$503,860</b>	<b>\$259,840</b>	<b>\$275,490</b>	<b>-\$332,790</b>	<b>-\$675,960</b>	<b>-\$65,340</b>
<b>ENDING FUND BALANCE</b>	<b>\$2,405,740</b>	<b>\$2,665,580</b>	<b>\$2,941,070</b>	<b>\$2,608,280</b>	<b>\$1,932,320</b>	<b>\$1,866,980</b>
	<b>120.60%</b>	<b>121.22%</b>	<b>125.51%</b>	<b>77.24%</b>	<b>38.23%</b>	<b>35.60%</b>

**REGULAR MEETING**  
**Alliance Regional Water Authority Technical Committee**

**COMMITTEE MEMBER PACKETS**

Wednesday, June 10th, 2020 at 3:00 P.M.

Conference Call Number: 1-903-405-2572; Code: 152 637 130#

- F.7** Update on status of groundwater management in project target area, and Gonzales County Underground Water Conservation District, Plum Creek Conservation District, Groundwater Management Area 13, Region L Planning Group, Guadalupe-Blanco River Authority, Hays County and CAPCOG activities.  
~ *Graham Moore, P.E., Executive Director*
- 

Gonzales County Underground Water Conservation District (GCUWCD)

The GCUWCD is scheduled to meet on June 9th.

Plum Creek Conservation District (PCCD)

The PCCD is scheduled to meet on June 16th.

Groundwater Management Area 13

The next GMA-13 meeting is scheduled for Friday, June 26<sup>th</sup> – the agenda has not been released yet.

Region L Planning Group

No update.

Guadalupe-Blanco River Authority; Hays County Activities; CAPCOG Activities

No update.

**Technical Committee decision needed:**

- None.

**REGULAR MEETING**  
**Alliance Regional Water Authority Technical Committee**

**COMMITTEE MEMBER PACKETS**

Wednesday, June 10th, 2020 at 3:00 P.M.

Conference Call Number: 1-903-405-2572; Code: 152 637 130#

- G. EXECUTIVE DIRECTOR REPORT** - Update on future meeting dates, locations, consultant invoices paid, approved changed orders, status of Authority procurements, Executive Director activities and other operational activities where no action is required. ~ *Graham Moore, P.E., Executive Director*

Board Meeting

- The June Board meeting will be held Virtually on Wednesday, June 24th.

Consultant Invoices Paid

- Below are reports on the consultant invoices paid in May.

**FY 19-20 CONSULTANT INVOICES PAID in MAY 2020**

Consultant	Total Authorized	Current Invoice	Invoiced-to-Date	% of Contract Invoiced	Remaining	Notes/Anomalies
Mark B. Taylor	\$17,500.00	\$0.00	\$12,895.00	74%	\$4,605.00	
LAN - Kyle/Buda Design	\$122,484.31	\$2,730.00	\$38,106.31	31%	\$84,378.00	
Patricia Ehrlinger Carls	\$25,000.00	\$735.00	\$13,267.19	53%	\$11,732.81	
RW Harden	\$40,000.00	\$0.00	\$12,129.25	30%	\$27,870.75	
Tx Solutions Group	\$72,000.00	\$6,000.00	\$48,000.00	67%	\$24,000.00	
BGE - Ph 1A CA	\$53,938.59	\$13,795.72	\$30,043.88	56%	\$23,894.71	
LAN - ROW Acquisition	\$32,110.04	\$0.00	\$0.00	0%	\$32,110.04	
Kent Alan Sick - ROW Legal	\$45,000.00	\$460.00	\$39,504.48	88%	\$5,495.52	
LNV - Ph 1A Observations	\$4,006.84	\$840.00	\$2,630.00	66%	\$1,376.84	
LNV - GIS Svcs	\$30,777.63	\$262.50	\$6,579.50	21%	\$24,198.13	
MLA Labs, Inc. - Pump Station	\$10,814.00	\$1,344.00	\$2,600.00	24%	\$8,214.00	
Armstrong, Vaughan & Associates, P.C.	\$10,715.00	\$0.00	\$10,715.00	100%	\$0.00	
J.R. Tolles & Associates, Inc.	\$189,985.00	\$19,786.00	\$129,190.00	68%	\$60,795.00	
Lloyd Gosselink Rochelle & Townsend	\$92,105.00	\$16,654.73	\$36,534.75	40%	\$55,570.25	
MLA Labs, Inc. - Segment B	\$13,118.00	\$1,344.00	\$5,225.00	40%	\$7,893.00	
<b>Total</b>	<b>\$759,554.41</b>	<b>\$63,951.95</b>	<b>\$387,420.36</b>		<b>\$372,134.05</b>	

**REGULAR MEETING**  
**Alliance Regional Water Authority Technical Committee**

**COMMITTEE MEMBER PACKETS**

Wednesday, June 10th, 2020 at 3:00 P.M.

Conference Call Number: 1-903-405-2572; Code: 152 637 130#

- Below is the report on the Phase 1B invoices paid in May.

**PHASE 1B FY 19-20 CONSULTANT INVOICES PAID in MAY 2020**

Consultant	Total Authorized	Current Invoice	Invoiced-to-Date	% of Contract Invoiced	Remaining	Notes/ Anomalies
Kimley-Horn Ph 1B Owner's Rep WO3	\$1,372,351.19	\$0.00	\$1,364,772.77	99%	\$7,578.42	
Kimley-Horn Ph 1B Owner's Rep WO4	\$3,110,422.00	\$0.00	\$145,889.73	5%	\$2,964,532.27	
Blanton -	\$580,237.08	\$160,263.58	\$566,497.21	98%	\$13,739.87	
LAN - Segment A	\$182,524.80	\$0.00	\$64,749.55	35%	\$117,775.25	
LAN - Segment A Final	\$1,991,032.00	\$147,463.46	\$501,941.77	25%	\$1,489,090.23	
KFA - Segment B	\$118,202.94	\$0.00	\$95,412.00	81%	\$22,790.94	
KFA - Segment B Final	\$1,876,182.13	\$191,224.66	\$282,206.80	15%	\$1,593,975.33	
BGE - Segment C Prelim	\$196,631.20	\$42,607.23	\$149,639.68	76%	\$46,991.52	
BGE - Segment C Final	\$2,688,310.00	\$0.00	\$0.00	0%	\$2,688,310.00	
FNI - Segment D Prelim	\$73,867.86	\$0.00	\$10,334.20	14%	\$63,533.66	
FNI - Segment D Final	\$2,005,254.00	\$146,317.70	\$249,277.62	12%	\$1,755,976.38	
Walker - Segment E Prelim	\$283,489.60	\$60,381.75	\$98,584.05	35%	\$184,905.55	
LAN - ROW Acquisition	\$2,145,847.22	\$63,162.98	\$274,622.04	13%	\$1,871,225.18	
DTR&G	\$894,535.31	\$29,030.84	\$183,709.72	21%	\$710,825.59	
CBRE - Appraisals	\$2,291,500.00	\$75,250.00	\$283,250.00	12%	\$2,008,250.00	
CP&Y - Survey	\$2,019,932.20	\$102,710.20	\$628,095.15	31%	\$1,391,837.05	
RW Harden - WDH	\$28,420.00	\$10,740.00	\$19,620.00	69%	\$8,800.00	
LNV - RWI	\$1,063,283.45	\$93,292.54	\$356,895.77	34%	\$706,387.68	
Walker Partners - WTP Prelim Design	\$254,937.12	\$0.00	\$253,663.76	100%	\$1,273.36	
Walker Partners - WTP Final Design	\$2,900,402.00	\$203,645.42	\$306,471.39	11%	\$2,593,930.61	
FNI - BPS Prelim	\$283,282.88	\$0.00	\$257,259.07	91%	\$26,023.81	
FNI - BPS Final	\$1,753,196.00	\$67,505.03	\$67,505.03	4%	\$1,685,690.97	
Plummer - Inline Elevated Tank	\$87,509.05	\$0.00	\$28,479.58	33%	\$59,029.47	
<b>Total</b>	<b>\$28,201,350.03</b>	<b>\$1,393,595.39</b>	<b>\$6,188,876.89</b>		<b>\$22,012,473.14</b>	

**REGULAR MEETING**  
**Alliance Regional Water Authority Technical Committee**

**COMMITTEE MEMBER PACKETS**

Wednesday, June 10th, 2020 at 3:00 P.M.

Conference Call Number: 1-903-405-2572; Code: 152 637 130#

Approved Change Orders

- See below for Change Orders approved in May 2020.

<b>CHANGE ORDERS APPROVED IN MAY 2020</b>				
<b>Consultant</b>	<b>Original Authorization</b>	<b>Change Orders to Date</b>	<b>Change Order Approved this Month</b>	<b>New Total Contract Amount</b>
Walker Partners: 1B Segment E	\$ 408,755.00	\$ 164,719.00	\$ -	\$ 573,474.00
Black Castle - Phase 1A BPS Construction	\$ 4,999,080.00	\$ 111,827.56	\$ -	\$ 5,110,907.56
RW Harden - 1B Well Drilling & Hydrogeology	\$ 114,000.00	\$ 31,380.00	\$ -	\$ 145,380.00
Freese & Nichols: 1B BPS & DP Prelim	\$ 771,617.00	\$ 34,863.00	\$ -	\$ 806,480.00
K Friese & Assoc.: 1B Segment B	\$ 565,417.00	\$ 60,095.00	\$ -	\$ 625,512.00
BGE: 1B Segment C Prelim	\$ 614,626.00	\$ 34,430.00	\$ 24,140.00	\$ 649,056.00
Freese & Nichols: 1B Segment D	\$ 597,714.00	\$ 66,722.00	\$ -	\$ 664,436.00
Walker Partners: 1B WTP (Prelim)	\$ 1,203,606.00	\$ 40,406.00	\$ -	\$ 1,244,012.00
CP&Y: Ph 1B Program Survey	\$ 3,375,780.00	\$ 77,000.00	\$ 15,000.00	\$ 3,452,780.00
Freese & Nichols: 1B Segment D (Final)	\$ 1,999,464.00	\$ 5,790.00	\$ -	\$ 2,005,254.00
LAN: 1B Segment A Final Design	\$ 1,903,077.00	\$ 87,955.00	\$ -	\$ 1,991,032.00
Blanton & Assoc: Environmental Invest.	\$ 1,398,775.00	\$ 150,703.00	\$ -	\$ 1,549,478.00
K Friese & Assoc: 1B Seg B Final Design	\$ 1,830,994.00	\$ 45,188.13	\$ 18,865.00	\$ 1,876,182.13
LAN: 1A Seg B Const Admin	\$ 108,860.01	\$ 6,204.04	\$ -	\$ 115,064.05
Walker Partners: 1B WTP (Final)	\$ 2,900,402.00	\$ 132,636.00	\$ 116,491.00	\$ 3,033,038.00



**REGULAR MEETING**  
**Alliance Regional Water Authority Technical Committee**

**COMMITTEE MEMBER PACKETS**

Wednesday, June 10th, 2020 at 3:00 P.M.

Conference Call Number: 1-903-405-2572; Code: 152 637 130#

- H. COMMITTEE MEMBER ITEMS OR FUTURE AGENDA ITEMS – Possible acknowledgement by Committee Members of future area events and/or requests for item(s) to be placed on a future agenda where no action is required.
- 

Background/Information

The Committee Members have an opportunity to make announcements or to request that items be added to future Board or Committee agendas.

**REGULAR MEETING**  
**Alliance Regional Water Authority Technical Committee**

**COMMITTEE MEMBER PACKETS**

Wednesday, June 10th, 2020 at 3:00 P.M.

Conference Call Number: 1-903-405-2572; Code: 152 637 130#

I.1 *Executive Session pursuant to the Government Code, Section 551.071 (Consultation with Attorney) and/or Section 551.072 (Real Property Deliberations) regarding:*

- A. *Water supply partnership options*
  - B. *Groundwater leases*
  - C. *Acquisition of real property for water supply project purposes*
-

**REGULAR MEETING**  
**Alliance Regional Water Authority Technical Committee**

**COMMITTEE MEMBER PACKETS**

Wednesday, June 10th, 2020 at 3:00 P.M.

Conference Call Number: 1-903-405-2572; Code: 152 637 130#

**I.2** Action from Executive Session on the following matters:

- A. *Water supply partnership options*
  - B. *Groundwater leases*
  - C. *Acquisition of real property for water supply project purposes*
-

**REGULAR MEETING**  
**Alliance Regional Water Authority Technical Committee**

**COMMITTEE MEMBER PACKETS**  
Wednesday, June 10th, 2020 at 3:00 P.M.  
Conference Call Number: 1-903-405-2572; Code: 152 637 130#

J. ADJOURNMENT

---