

**Alliance Regional Water Authority  
Technical Committee**

**REGULAR MEETING**



**COMMITTEE MEMBER PACKETS**

Wednesday, August 9th, 2023 at 3:00 P.M.

Call-In Number: 1-346-248-7799

Meeting ID: 896 9982 2817

Passcode: 257788

**REGULAR MEETING**  
**Alliance Regional Water Authority Technical Committee**

**COMMITTEE MEMBER PACKETS**

Wednesday, August 9th, 2023 at 3:00 P.M.

Conference Call Number: 1-346-248-7799; Meeting ID: 896 9982 2817; Code: 257788

A quorum of Alliance Regional Water Authority's (the Authority's) Technical Committee will hold a meeting by telephonic conference call at 3:00 PM, Wednesday, August 9th, 2023. The public may participate in this meeting by calling the following number and code:

**ZOOM MEETING LINK**

Call-In Number: 1-346-248-7799

Meeting ID: 896 9982 2817

Passcode: 257788

Members of the public wishing to make public comment during the meeting must register by emailing [info@alliancewater.org](mailto:info@alliancewater.org) prior to 3:00 p.m. on August 9, 2023. This meeting will be recorded and the audio recording will be available on the Authority's website after the meeting. A copy of the agenda packet will be available on the Authority's website at the time of the meeting. Additional information can be obtained by calling Graham Moore at (512) 294-3214.

A. CALL TO ORDER

B. ROLL CALL

C. PUBLIC COMMENT PERIOD (Note: Each person wishing to speak must submit a completed Public Comment Form to the Executive Director or his/her designee before the public comment period begins.)

D. CONSENT AGENDA

D.1 Consider approval of minutes of the Regular Technical Committee Meeting held July 12, 2023. ~ *Graham Moore, P.E., Executive Director*

E. PRESENTATIONS TO THE COMMITTEE

E.1 None.

F. ITEMS FOR COMMITTEE ACTION OR DISCUSSION/DIRECTION

F.1 Update and possible direction to Staff regarding construction of the Authority's Phase 1B program. ~ *Toby Flinn, P.E., Pape-Dawson Engineers*

F.2 Update, discussion and possible direction to Staff regarding the Authority's Phase 1B program. ~ *Ryan Sowa, P.E., Kimley-Horn & Associates*

**REGULAR MEETING**  
**Alliance Regional Water Authority Technical Committee**

**COMMITTEE MEMBER PACKETS**

Wednesday, August 9th, 2023 at 3:00 P.M.

Conference Call Number: 1-346-248-7799; Meeting ID: 896 9982 2817; Code: 257788

- F.3 Discussion and possible recommendation to the Board to recommend approval of the proposed Authority budget for FY 2023-24; and possible direction to staff. ~ *Graham Moore, P.E., Executive Director*
- F.4 Discussion and possible direction to Staff regarding funding options for the remaining Phase 1B projects and the Phase 1C/1D expansions. ~ *Graham Moore, P.E., Executive Director*
- F.5 Update on status of groundwater management in project target area, and Gonzales County Underground Water Conservation District, Plum Creek Conservation District, Groundwater Management Area 13, Region L Planning Group, Guadalupe-Blanco River Authority, Hays County and CAPCOG activities. ~ *Graham Moore, P.E., Executive Director*
  
- G. EXECUTIVE DIRECTOR REPORT - Update on future meeting dates, locations, consultant invoices paid, approved changed orders, status of Authority procurements, Executive Director activities and other operational activities where no action is required. ~ *Graham Moore, P.E., Executive Director*
  
- H. COMMITTEE MEMBER ITEMS OR FUTURE AGENDA ITEMS – Possible acknowledgement by Committee Members of future area events and/or requests for item(s) to be placed on a future agenda where no action is required.
  
- I. EXECUTIVE SESSION
  - I.1 *Executive Session pursuant to the Government Code, Section 551.071 (Consultation with Attorney) and/or Section 551.072 (Real Property Deliberations) regarding:*
    - A. *Water supply partnership options*
    - B. *Groundwater leases*
    - C. *Acquisition of real property for water supply project purposes*
  
  - I.2 Action from Executive Session on the following matters:
    - A. *Water supply partnership options*
    - B. *Groundwater leases*
    - C. *Acquisition of real property for water supply project purposes*
  
- J. ADJOURNMENT

**REGULAR MEETING**  
**Alliance Regional Water Authority Technical Committee**

**COMMITTEE MEMBER PACKETS**

Wednesday, August 9th, 2023 at 3:00 P.M.

Conference Call Number: 1-346-248-7799; Meeting ID: 896 9982 2817; Code: 257788

**NOTE:** *The Technical Committee may meet in Executive Session to consider any item listed on this agenda if a matter is raised that is appropriate for Executive Session discussion. An announcement will be made of the basis for the Executive Session discussion. The Technical Committee may also publicly discuss any item listed on the agenda for Executive Session.*

**REGULAR MEETING**  
**Alliance Regional Water Authority Technical Committee**

**COMMITTEE MEMBER PACKETS**

Wednesday, August 9th, 2023 at 3:00 P.M.

Conference Call Number: 1-346-248-7799; Meeting ID: 896 9982 2817; Code: 257788

**A. CALL TO ORDER**

---

No Backup Information for this Item.

**REGULAR MEETING**  
**Alliance Regional Water Authority Technical Committee**

**COMMITTEE MEMBER PACKETS**

Wednesday, August 9th, 2023 at 3:00 P.M.

Conference Call Number: 1-346-248-7799; Meeting ID: 896 9982 2817; Code: 257788

**B. ROLL CALL**

---

<u>NAME</u>	<u>PRESENT</u>
-------------	----------------

Blake Neffendorf

Derrick Turley

Paul Kite

Humberto Ramos

Tim Samford

Regina Franke

<u>NON-VOTING MEMBERS</u>	<u>PRESENT</u>
---------------------------	----------------

Mayor Lee Urbanovsky

**REGULAR MEETING**  
**Alliance Regional Water Authority Technical Committee**

**COMMITTEE MEMBER PACKETS**

Wednesday, August 9th, 2023 at 3:00 P.M.

Conference Call Number: 1-346-248-7799; Meeting ID: 896 9982 2817; Code: 257788

**C. PUBLIC COMMENT PERIOD**

---

Each person wishing to speak must submit a completed Public Comment Form to the Executive Director or his/her designee before the public comment period begins.

Comments are limited to 3-minutes per agenda item and three minutes total for all non-agenda topics. If using a translator, comments are limited to six minutes per agenda item and six minutes total for non-agenda topics.

**REGULAR MEETING**  
**Alliance Regional Water Authority Technical Committee**

**COMMITTEE MEMBER PACKETS**

Wednesday, August 9th, 2023 at 3:00 P.M.

Conference Call Number: 1-346-248-7799; Meeting ID: 896 9982 2817; Code: 257788

**D. CONSENT AGENDA**

---

Item D.1 is presented as part of the consent agenda.



**REGULAR MEETING**  
**Alliance Regional Water Authority Technical Committee**

**COMMITTEE MEMBER PACKETS**

Wednesday, August 9th, 2023 at 3:00 P.M.

Conference Call Number: 1-346-248-7799; Meeting ID: 896 9982 2817; Code: 257788

**D.1** Consider approval of minutes of the Technical Committee Meeting held July 12, 2023. ~ *Graham Moore, P.E., Executive Director*

---

Attachment(s)

- 2023 07 12 Technical Committee Meeting Minutes

**Technical Committee decision needed:**

- Approval of minutes.



## ALLIANCE WATER

### Alliance Regional Water Authority

### TECHNICAL COMMITTEE MEETING

### MINUTES

**Wednesday, July 12, 2023**

The following represents the actions taken by the Technical Committee of the Alliance Regional Water Authority (Alliance Water) in the order they occurred during the meeting. The Technical Committee convened in a meeting on Wednesday, July 12, 2023 by telephonic conference call.

A. CALL TO ORDER.

**The Alliance Water Technical Committee Meeting was called to order at 3:01 p.m. by Mr. Neffendorf.**

B. ROLL CALL.

- **Present: Neffendorf, Turley, Ramos, Samford and Franke.**
- **Absent: Kite and Urbanovsky.**

C. PUBLIC COMMENT PERIOD

- **None.**

D. CONSENT AGENDA

D.1 Consider approval of minutes of the Regular Technical Committee Meeting held June 14, 2023.

- **Motion to adopt the minutes as presented was made by Mr. Samford, seconded by Ms. Franke and approved on a 5-0 vote.**

E. PRESENTATIONS TO THE COMMITTEE

E.1 None.

## F. ITEMS FOR COMMITTEE ACTION OR DISCUSSION/DIRECTION

- F.1 Update and possible direction to Staff regarding construction of the Authority's Phase 1B program.
- **Mr. Flinn with Pape-Dawson provided an update on the Phase 1B construction.**
  - **Mr. Ramos inquired as to what pipeline delays are occurring.**
  - **Mr. Moore responded that the tunnel under Plum Creek is the only current pipeline delay.**
  - **No Action.**
- F.2 Discussion and possible approval of Change Proposal #CP007B with MWH Constructors, Inc. for Installation of Additional Entry Culverts on the Authority's Phase 1B Booster Pump Station and Delivery Points Project.
- **Mr. Moore presented the change proposal and noted the reason it is needed to complete the project.**
  - **Mr. Neffendorf inquired if under the new laws passed by the legislature dealing with developments in City ETJs, if these requirements could be enforced.**
  - **Mr. Moore responded that he is not sure what the impacts of the new laws would be in this situation.**
  - **Motion to approve Change Proposal CP007B as presented was made by Mr. Ramos, seconded by Mr. Samford and approved on a 5-0 vote.**
- F.3 Discussion and possible approval of Change Proposal #CP009B with MWH Constructors, Inc. Changes at the Detention Pond Spillway on the Authority's Phase 1B Booster Pump Station and Delivery Points Project.
- **Mr. Moore presented the change proposal and noted the reason it is needed to complete the project.**
  - **Motion to approve Change Proposal CP009B as presented was made by Mr. Neffendorf, seconded by Mr. Turley and approved on a 5-0 vote.**
- F.4 Update, discussion and possible direction to Staff regarding the Authority's Phase 1B program.
- **Mr. Sowa with Kimley-Horn provided an update on the Phase 1B program.**
  - **No Action.**

F.5 Discussion of the draft Authority budget for FY 2023-24; and possible direction to staff.

- **Mr. Neffendorf requested 5-year projections for the budget.**
- **Mr. Moore stated that this will be part of the summary budget presented at the July Board meeting.**
- **Mr. Ramos asked if there are any budget changes due to consultant renewals.**
- **Mr. Moore noted that he projects events that are likely to occur in the next fiscal year when preparing the budget and their likely costs, so that changes are unlikely.**
- **No Action.**

F.6 Update on status of groundwater management in project target area, and Gonzales County Underground Water Conservation District, Plum Creek Conservation District, Groundwater Management Area 13, Region L Planning Group, Guadalupe-Blanco River Authority, Hays County and CAPCOG activities.

- **Mr. Moore provided an update.**
- **No Action.**

#### G. EXECUTIVE DIRECTOR REPORT

- **No Action.**

#### H. COMMITTEE MEMBER ITEMS OR FUTURE AGENDA ITEMS

- **None.**

#### I. EXECUTIVE SESSION

I.1 Executive Session pursuant to the Government Code, Section 551.071 (Consultation with Attorney) and/or Section 551.072 (Real Property Deliberations) regarding:

- A. Water supply partnership options
- B. Groundwater leases
- C. Acquisition of real property for water supply project purposes

I.2 Action from Executive Session on the following matters:

- A. Water supply partnership options
  - B. Groundwater leases
  - C. Acquisition of real property for water supply project purposes
  - D. Operation and Maintenance Agreement of Carrizo Regional Water Supply
- **No Action.**

J. ADJOURNMENT

- Meeting was adjourned at 3:46 p.m. based on the motion by Ms. Franke, seconded by Mr. Ramos and approved on a 5-0 vote.

**APPROVED:** \_\_\_\_\_, 2023

\_\_\_\_\_

**REGULAR MEETING**  
**Alliance Regional Water Authority Technical Committee**

**COMMITTEE MEMBER PACKETS**

Wednesday, August 9th, 2023 at 3:00 P.M.

Conference Call Number: 1-346-248-7799; Meeting ID: 896 9982 2817; Code: 257788

- F.1** Update and possible direction to Staff regarding construction of the Authority's Phase 1B program. ~ *Toby Flinn, P.E., Pape-Dawson Engineers*
- 

Background/Information

Toby Flinn with Pape Dawson will update the Committee on recent construction activities associated with the Phase 1B program.

Attachment(s)

- Phase 1B Construction Update – August 4, 2023

**Technical Committee Decisions Needed:**

- None.



# PHASE 1B CONSTRUCTION UPDATE

August 4, 2023

Water Resources | Transportation | Land Development | Surveying | Environmental



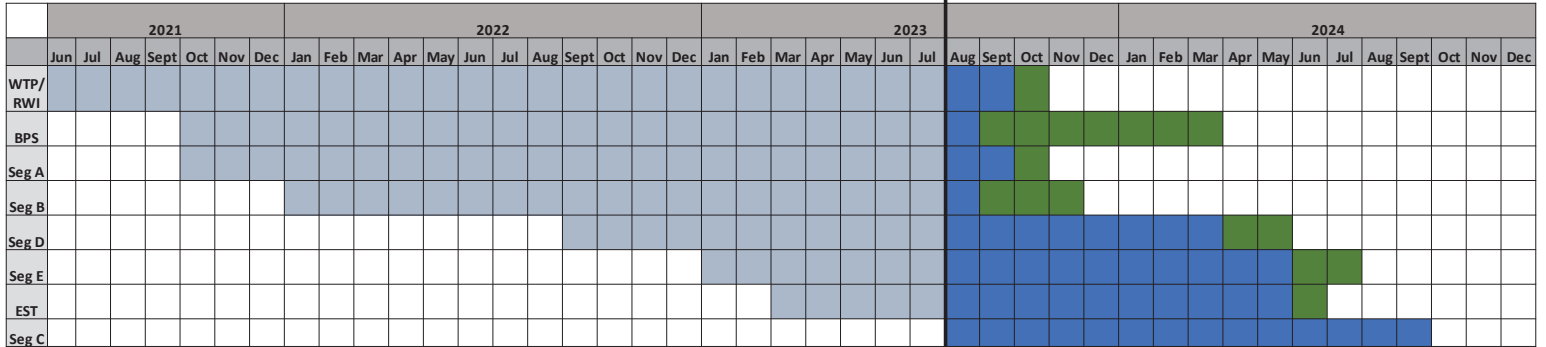
## PROGRAM CONTRACT VALUES



PROJECT	ORIGINAL CONTRACT PRICE	APPROVED CONTRACT MODIFICATIONS	CURRENT CONTRACT VALUE	BILLED TO DATE	REMAINING	% COMPLETE
WTP/RWI	\$54,349,675.00	\$736,813.00	\$55,086,488.00	\$40,643,556.94	\$14,442,931.06	73.78%
BPS	\$19,759,331.00	\$87,158.88	\$19,846,489.88	\$15,141,980.10	\$4,704,509.78	76.30%
Seg A	\$49,471,384.71	\$249,659.60	\$49,721,044.31	\$44,968,101.20	\$4,752,943.11	90.44%
Seg B	\$37,629,104.42	\$4,551,274.66	\$42,180,379.08	\$38,334,723.12	\$3,845,655.96	90.88%
Seg D	\$46,663,969.35	\$10,094.36	\$46,674,063.71	\$19,331,699.28	\$27,342,364.43	41.42%
Seg E	\$27,277,770.46	\$0.00	\$27,277,770.46	\$2,110,680.00	\$25,167,090.46	7.74%
EST	\$4,573,000.00	\$0.00	\$4,573,000.00	\$1,909,074.72	\$2,663,925.28	41.75%

# PROGRAM SCHEDULE DURATIONS

Current Date



### Contract Dates

Project	Notice to Proceed	Contract Dates				Program Sub Completion Status
		Contract Sub Completion	Contract Final Completion	Expected Sub-Completion	Expected Final	
WTP/RWI	7/16/2021	7/16/2023	11/2/2023	2/9/2024	2/20/2024	Delayed
BPS	10/25/2021	3/18/2023	3/18/2024	1/1/2024	3/18/2023	Delayed
Seg A	11/16/2021	6/9/2023	10/7/2023	9/27/2023	10/7/2023	Delayed
Seg B	2/15/2022	8/9/2023	12/1/2023	9/16/2023	11/15/2023	Delayed
Seg D	9/19/2022	4/1/2024	6/4/2024	3/18/2024	4/26/2024	On Time
Seg E	1/25/2023	5/24/2024	7/23/2024	5/24/2024	7/23/2024	On Time
EST	3/28/2023	5/21/2024	6/20/2024	5/21/2024	6/20/2024	On Time

## Water Treatment Plant / Raw Water Infrastructure (Archer Western / Walker Partners)

### Construction Status

- Continued with the electrical duct bank and underground conduit installation.
- Continued the WTP site culverts installation.
- Continued painting at the filter complex process piping.
- Rough site grading at the WTP site.
- Set the well site surge tanks.
- Installed the PEMB roof and wall panels at the Filter Complex.
- Installed rough-in of conduits at the filter complex.
- Installation of the type C walls at the filter complex (top of CMU walls to the roof).
- Excavation continued for the detention pond.
- Installed the 10" and 16" surge valves at the HSPS.
- Placed the bladder tank and surge tank building foundation.
- Placement of the drying bed footings and walls.
- Placed the drying bed laterals, gravel and sand.



WTP – Filter Complex Wall Sheeting East Side




## WTP/RWI - Progress Photos



WTP – Filter Complex Installing Rake Trim



WTP – Filter Complex Roof Sheetting




WTP – Filter Complex Trim Out Openings  
5

## Water Treatment Plant / Raw Water Infrastructure (Archer Western / Walker Partners)

### Next Month - Projected Construction Activities

- Continue with installation of electrical duct bank and underground conduit.
- Continue with tie-in and test conduits at Fiber hand holes in the well field.
- Continue with the installation of the interior electrical at the HSPS building (lighting, HVAC).
- Continue with the excavation for the detention pond.
- Continue with the install of the rough-in conduits at the filter complex.
- Erect the surge tank precast concrete building.
- Began install of the 8" air piping at the filter units.
- Site grading at the WTP site.
- Continue with PEMB roof and wall panels installation at the Filter Complex
- Installed the type C walls at the filter complex (top of CMU walls to the roof).
- Begin the placement of drying bed walls.
- Begin placing the drying bed sand.



WTP – Filter Complex Installing 6" Metal Studs on CMU Wall

# Booster Pump Station (MWH / Freese and Nichols)

## Construction Status

- Placed the main concrete drive for the entrance road.
- Started the site grading for swell #1.
- Installed cathodic test stations.
- Started the detention pond trickle channel and berm grading.
- Continued with electrical install at the electrical building.
- Installed flow meter vault at electrical building.
- Continued with CRWA#4 piping and canopy installation.
- Investigation ongoing on pump station slab (carton form failure).



BPS – Grading West of Ground Storage Tank

## BPS- Progress Photos



BPS – Access Road Expansion - Joints and Rebar



BPS – Access Road Concrete Placement



BPS – Access Road Concrete Placement

# Booster Pump Station (MWH / Freese and Nichols)

## Next Month - Projected Construction Activities

- Continue with site grading at swell #1 and install BOV splash pads.
- Cathodic test stations continued work.
- Monitor detention pond berm grading and outfall construction.
- Start grade for flex base entrance road.
- Continue with electrical install at the electrical building.
- Install CRWA#4 roofing.

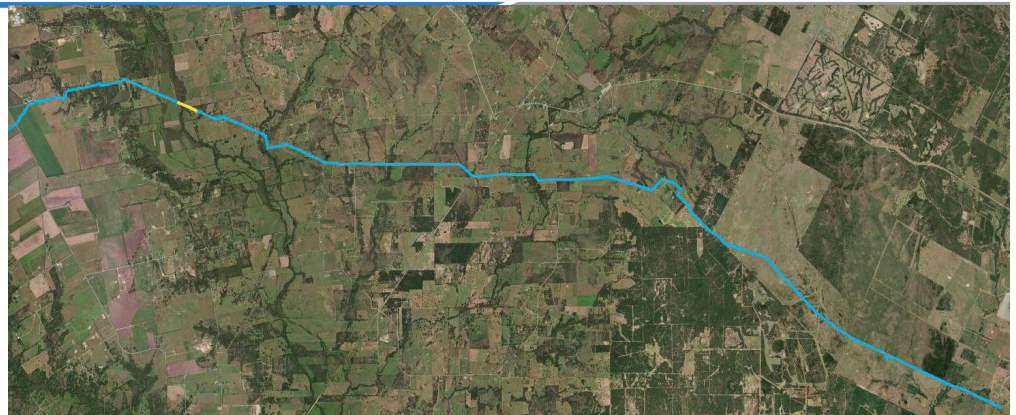


BPS – Placed Road Paving

# Segment A (Garney Construction / LAN)

### Construction Status

- Not Started
- ROW Cleared
- Pipe Delivered
- Pipe Installed
- Complete



Activity	Status
ROW Cleared	100%
Pipe Delivered	100%
Tunnels Completed	100%(15 of 15)
Pipe Installed	99%
Major Crossing (Plum Creek)	Currently 235 LF drilled and 215 LF of casing installed

## Segment A – Progress Photos



Seg A – Mud Tank Shaker Screen Separates Spoils



Seg A – Garney Installing an Air Relief Valve



Seg A - Installing Air Relief Valve at STA 33+50 **11**

## Segment A (Garney Construction / LAN)

### Next Month - Projected Construction Activities

- Major Crossing Completed 87% (0 of 1)
  - Continue to advance the MTBM and casing under Plum Creek. Currently 235 LF drilled and 215 LF of casing installed.
- Continue interior joint grouting, cleaning the interior of pipe, and continue internal pipe inspections.
- Perform maintenance on all county roads and private roads being used for construction operations.
- Continue haul-off excess native material and final grading.
- Continue final build out of drain valve and CAV assemblies.
- Conduct bi-weekly meeting.

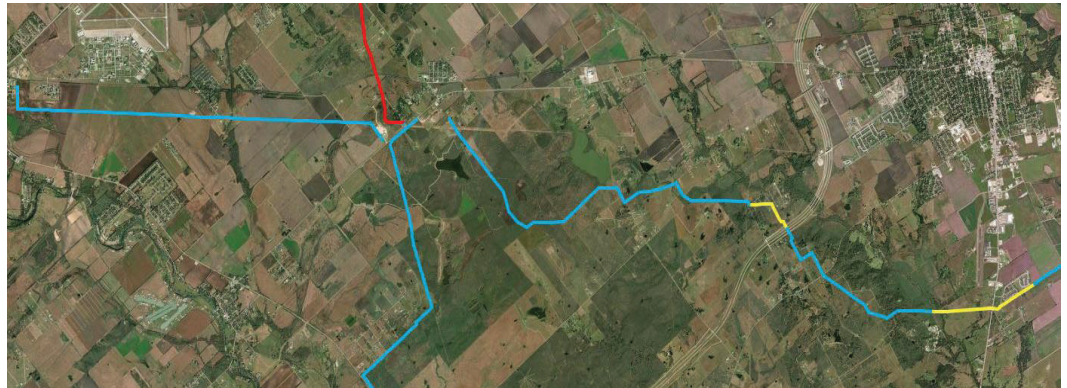


Seg A – Garney Torques Air Relief Flange

# Segment B (Garney Construction / K Friese)

### Construction Status

- Not Started
- ROW Cleared
- Pipe Delivered
- Pipe Installed
- Complete



Activity	Status
ROW Cleared	100%
Pipe Delivered	100%
Tunnels Completed B1	100% (21 of 21)
Tunnels Completed B2	75% (3 of 4)
Pipe Installed	87%
Major Crossing (TX 130)	100%


# SEGMENT B - PROGRESS PHOTOS



Seg B – Welder Attaching Butt Strap to Pipe at SH130



Seg B – Welded Butt Strap Complete at SH130




Seg B – Pouring Flow Fill at SH130

## Segment B (Garney Construction / K Friese)

### Next Month - Projected Construction Activities

- Pipe Installation
  - Continue installation of pipe on B1.
  - Hauling off excess spoils from project site and spreading topsoil.
  - Continue pouring concrete anchors for precast at CAV and Drain Valves.
  - Setting precast structures for appurtenances behind laying operation.
- Major Crossings
  - Install vertical pipe in launch shaft and place CLSM backfill.
- Tunnels
  - 21 of 21 (100%) on original B1/B2 scope of work.
  - Hold on CP002 scope of tunnel installations for segment B2 during installation of SH130 tunnel; current total is 3 of 4 (75%) completed on CP002 scope of work added to segment B contract.
- Continue pouring concrete anchors for precast at CAV, access manways, and drain valves.
- Set precast at CAV, access manways, and drain valve locations.



Segment B – Assembling Trench Box.

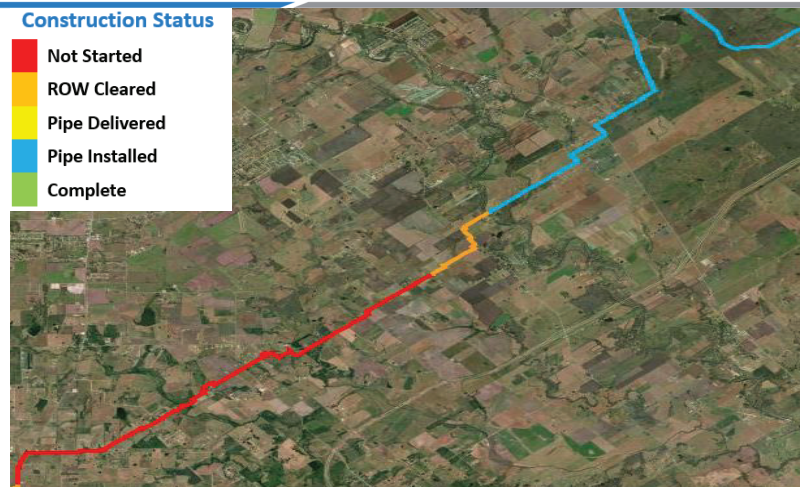
## Segment D (SJ Louis / Freese & Nichols)

### Construction Activities

- Continued SWPPP installations along FM 1339 in front of pipe stringing operations.
- Continued temporary fence gaps for access and cattle fencing along easements.
- Continued pipe laying operations on the North side of the San Marcos River and stopped short of the launch shaft.
- Welding operations are tracking close behind laying operation and being completed in restrained sections.
- Working 3 tunneling crews along FM 1339 and running 24 hour tunneling operations 6 days a week.
- Pipe stringing operations will be temporarily suspended from 7/18/23 to 7/31/23.

#### Construction Status

- Not Started
- ROW Cleared
- Pipe Delivered
- Pipe Installed
- Complete



Activity	Status
ROW Cleared	48%
Pipe Delivered	34%
Tunnels Completed	67% (12 of 18)
Pipe Installed	35%
Major Crossing (San Marcos River Crossing)	0%


# Segment D – Progress Photos



Seg D – Receiving Shaft Temp Pad Pour



Seg D – Shaft #1 Casing




Seg D – Shaft Depth Measurement

# Segment D (SJ Louis / Freese & Nichols)

## Next Month - Projected Construction Activities

- Continue with installation of temporary fence gaps for access and cattle fencing along easements.
- Continue with SWPPP installation along FM 1339.
- Resume pipe deliveries along FM 1339 starting 7/31/23.
- Conduct next bi-weekly progress meeting.
- Continue pipe installation up to the North side of the San Marcos River.
- Tunnels
  - 12 of 18 (67%)
- Major Crossings
  - 0 of 1 (0%) San Marcos River Crossing
  - Continued to drill secant piles on launch shaft on the North side of the San Marcos River.



Seg D – Excavation

# Segment E (Garney / Walker Partners)

### Construction Activities

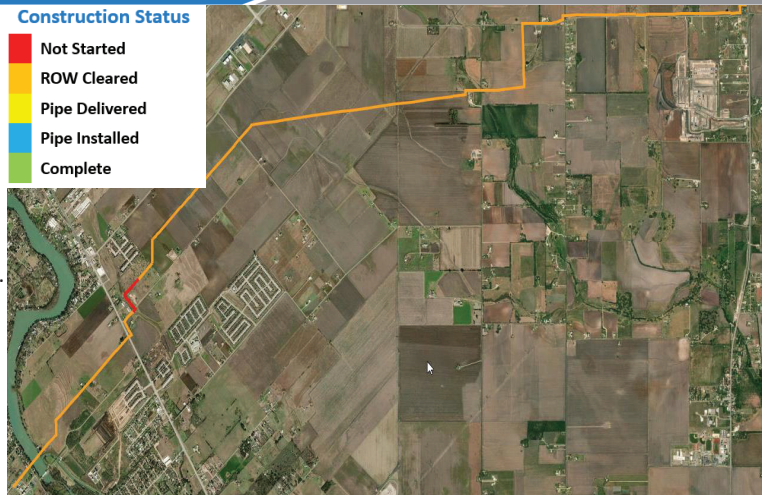
- Coordination continues with developments along 758 and 46.
- UIR permits are active.
- Garney continued surveying layout.
- Installation of temp gates for access continued by Razor.
- Continued silt fence installation by Doucet.
- Performing potholing operations on existing utilities.
- Continued stripping topsoil.
- Crop damage is being tracked for BMP installations and clearing operations.
- Mendez starting auger bore tunnel installations.

### Next Month - Projected Activities

- Processing documentation in SharePoint.
- Continue staking easement limits and gathering as-built information on existing tie-in locations.
- Continue topsoil stripping operations.
- Continue silt fence installation.
- Tunnels
  - Continue auger bore tunnel installations.
- Major Crossings
  - Lake Dunlap crossing has not started.

### Construction Status

- Not Started
- ROW Cleared
- Pipe Delivered
- Pipe Installed
- Complete




Activity	Status
ROW Cleared	96%
Pipe Delivered	0%
Tunnels Completed	0%(0 of 0)
Pipe Installed	0%
Major Crossing (San Marcos River Crossing)	0%

# Segment E – Progress Photos



Seg E – Installing Base Track for Boring Machine



Seg E – Setting Boring to Begin Digging



Seg E – Finished Installing Casing



# Elevated Storage Tanks Landmark / Plummer

## Construction Activities

- Installed piping for the storm drain.
- Completed the yard fencing.
- Completed cleanup from EST foundation installation.
- Built and poured the test panel for the base
- Started forming and placing rebar for the first lift of the base.
- Continued yard piping coordination.

## Next Month - Projected Activities

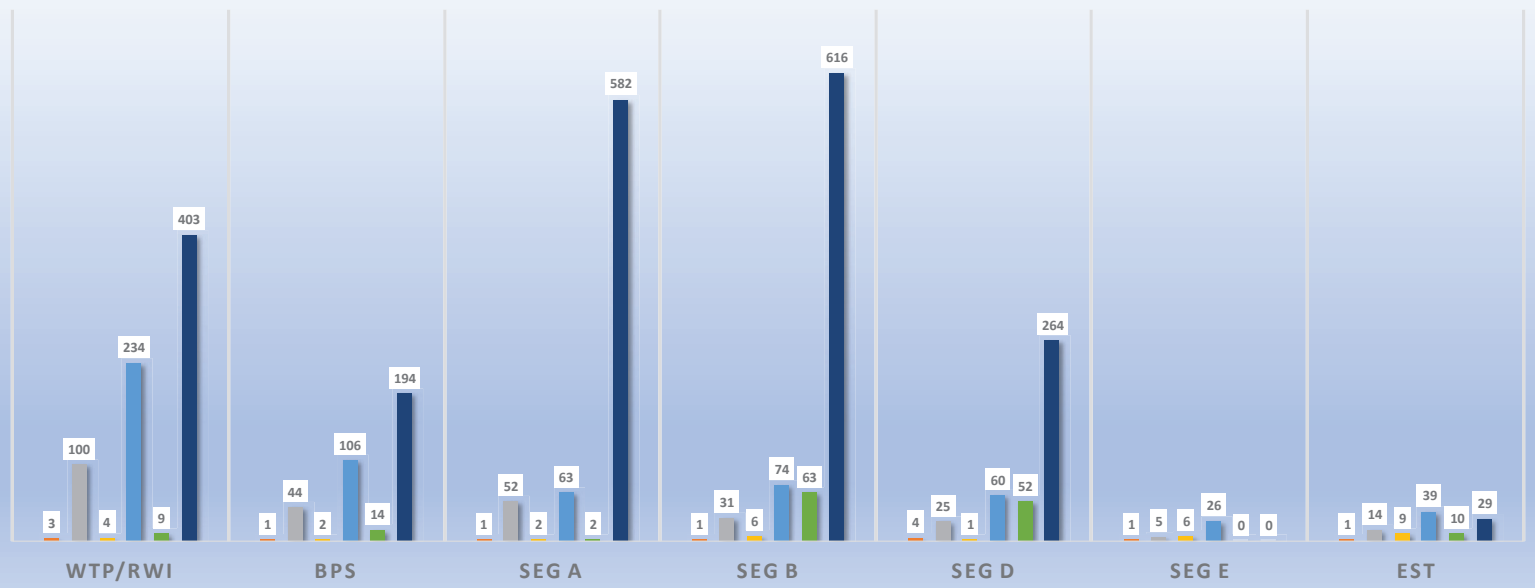
- Construction of the tank pedestal lifts 1 through 6.
- Continue installation of yard piping / testing / disinfect / backfill.
- Finish site grading and backfill for waterline / drainage easement.



EST – Inside of First Lift of Upright

# PROGRAM OVERSIGHT RECAP

RFIs This Period    RFIs To Date    Submittals This Period    Submittals To Date    Test Reports This Period    Test Reports To Date



**QUESTIONS?**

**REGULAR MEETING**  
**Alliance Regional Water Authority Technical Committee**

**COMMITTEE MEMBER PACKETS**

Wednesday, August 9th, 2023 at 3:00 P.M.

Conference Call Number: 1-346-248-7799; Meeting ID: 896 9982 2817; Code: 257788

- F.2** Update and possible direction to Staff regarding the Authority's Phase 1B program.  
~ *Ryan Sowa, P.E., Kimley-Horn & Associates*
- 

Background/Information

Ryan Sowa with Kimley-Horn will update the Committee on their recent activities associated with the Phase 1B program.

Attachment(s)

- Phase 1B Program Update – August 9, 2023
- Kimley-Horn Monthly Summary of Activities for July 2023

**Technical Committee Decisions Needed:**

- None.



# Phase 1B Program Update

Technical Committee Meeting  
August 9<sup>th</sup>, 2023



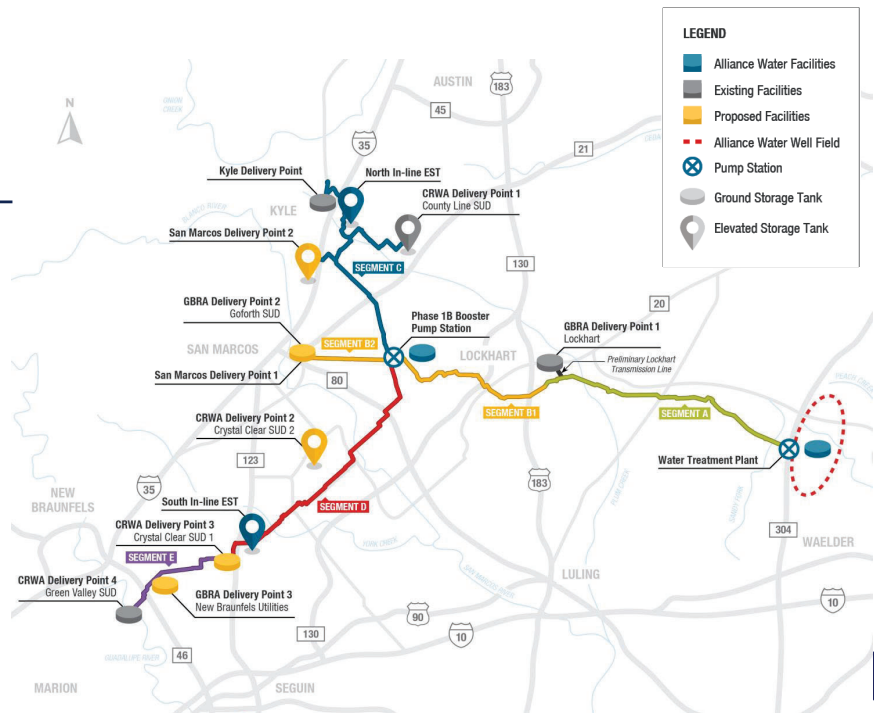
**ALLIANCE WATER**

Kimley»Horn  
Expect More. Experience Better.

PRESENTED BY

## Ongoing Progress

- ▶ Design Milestone Status
  - Segment C & North Inline EST – pending finalized alignments
- ▶ Environmental
  - Segment E – Reinterment Update
- ▶ TWDB Reviews
  - Segment E
    - Plans and Specs – Under Review
    - Construction – Release of Funds Request – Under Review
  - South Inline EST
    - Plans and Specs – Under Review (Routed for Approval)
    - Construction – Release of Funds Request – Under Development



# Pipeline Easement Acquisition Status

Pipeline Segment	Number of Parcels	STATUS						Final Settlement Outstanding
		(A) Appraisal/Offer in Development	(B) Negotiation	(C) = (A+B) Appraisal / Negotiation	(D) Condemnation in Process	(E) = (C+D) Possession Still Needed	(F) Purchase Agreement Signed / Possession Obtained	
A	39	0	0	0	0	0	39	4
B	47	0	0	0	0	0	47	14
D	60	0	0	0	0	0	60	15
C	76	3	7	10	2	12	64	35
E	36	0	0	0	0	0	36	12
Well Field	16	0	4	4	0	4	12	4
<b>Total</b>	<b>274</b>					<b>16</b>	<b>258</b>	<b>84</b>



## COST UPDATES BASED ON FEBRUARY MILESTONE SUBMITTALS/RESULTS

Submittal (%)	Construction Package	PREVIOUS	REVISED	DIFFERENCE
		ARWA Total Projected Cost	ARWA Total Projected Cost	
<b>Combined Program Infrastructure</b>				
Const.	Water Treatment Plant	\$ 29,500,000	\$ 31,400,000	\$ 1,900,000
Const.	Booster Pump Station & GBRA Meter Stations	\$ 13,700,000	\$ 14,000,000	\$ 300,000
Const.	Inline EST (South)	\$ 4,800,000	\$ 4,500,000	(\$ 300,000)
Const.	Pipeline Segment A	\$ 28,600,000	\$ 31,000,000	\$ 2,400,000
Const.	Pipeline Segment B	\$ 33,800,000	\$ 38,000,000	\$ 4,200,000
Const.	Pipeline Segment D	\$ 44,200,000	\$ 49,200,000	\$ 5,000,000
Const.	Pipeline Segment E	\$ 14,000,000	\$ 17,800,000	\$ 3,800,000
	<b>Subtotal</b>	<b>\$168,600,000</b>	<b>\$185,900,000</b>	<b>\$ 17,300,000</b>
<b>ARWA-Only Infrastructure</b>				
Closed	Well Drilling	\$ 3,300,000	\$ 3,300,000	\$ 0
Const.	Raw Water Infrastructure	\$ 10,600,000	\$ 11,400,000	\$ 800,000
Const.	ARWA Booster Pump Station & Delivery Points	\$ 4,800,000	\$ 5,200,000	\$ 400,000
60	Inline EST (North)	\$ 6,500,000	\$ 7,200,000	\$ 700,000
95	Pipeline Segment C	\$ 68,600,000	\$101,800,000	\$ 33,200,000
Const.	Pipeline Segment E (ARWA-Only)	\$ 12,800,000	\$ 15,300,000	\$ 2,500,000
No Design	Administration and Operations Building	\$ 4,200,000	\$ 4,200,000	\$ 0
	<b>Subtotal</b>	<b>\$110,800,000</b>	<b>\$148,400,000</b>	<b>\$ 37,600,000</b>
	<b>Total</b>	<b>\$279,400,000</b>	<b>\$334,300,000</b>	<b>\$54,900,000</b>

Revised Projected Cost (\$334,300,000) - Total SWIFT Funding (\$288,410,000) = \$45,890,000



**Questions?**

**REGULAR MEETING**  
**Alliance Regional Water Authority Technical Committee**

**COMMITTEE MEMBER PACKETS**

Wednesday, August 9th, 2023 at 3:00 P.M.

Conference Call Number: 1-346-248-7799; Meeting ID: 896 9982 2817; Code: 257788

- F.3** Discussion and possible recommendation to the Board to recommend approval of the proposed Authority budget for FY 2023-24; and possible direction to staff. ~  
*Graham Moore, P.E., Executive Director*
- 

FY 23-24 Budget

Attached is the Summary Budget for FY 2023-24, the budget has the following significant changes from the current year's budget:

- Increased employee salaries by 7% as recommended by the Administrative Committee.
- Increased the employee retirement contributions from 5% to 7% as recommended by the Administrative Committee (affects the Authority due to the 200% employer match).
- Increased expenditures for Groundwater Royalties associated with Carrizo leases in the Gonzales District reaching their production value based on operations of the system.
- Increased property insurance rates.
- Operations and maintenance expenditures have been updated based on a revised budget from GBRA resulting in total reductions of approximately 15%.
- Payments from Sponsors are 4-6% higher than anticipated in previous years due to full loan payments and the increased costs of O&M and royalty payments as a result of the groundwater moving into production.
- The budget does not include any debt service payments for any new debt issued in 2023, Staff recommends that this debt be structured to start payments in the next fiscal year (FY 24-25).

Attachment(s)

- Summary FY 2023-24 Budget

**Technical Committee Decision Needed:**

- Possible recommendation to the Board to adopt the FY 2023-24 budget.

ALLIANCE REGIONAL WATER AUTHORITY

---

**SUMMARY BUDGET**

---



**ALLIANCE WATER**

---

FOR FISCAL YEAR 2023-24

---

July 19, 2023





## ALLIANCE REGIONAL WATER AUTHORITY

### BOARD OF DIRECTORS

#### Officers

Chris Betz - Chair  
Humberto Ramos – Vice-Chair  
Blake Neffendorf - Treasurer  
Amber Schmeits - Secretary

#### Board Members

Regina Franke  
Tim Samford  
Mark Gleason  
Humberto Ramos  
Tyler Hjorth  
Derrick Turley  
Paul Kite  
Pat Allen  
Shaun Condor



## **Alliance Regional Water Authority Summary Budget for FY 23-24**

### **Authority's Goals for FY 23-24**

The primary goal for the Alliance Regional Water Authority (Alliance Water) for FY 23-24 is to continue with the development of its 15,000 acre-feet per year Carrizo water supply for its Sponsors scheduled to include delivery of water in 2024. The following items will continue to be pursued in the next fiscal year towards that end:

- Detailed design and construction of Alliance Water's Phase 1B Program to include the well field, water treatment plant, treated pipelines, booster pump station and integration of water into the Sponsor's systems; and
- Operations of Alliance Water's Carrizo Water System;
- Continued participation in State Water Planning, the legislative process and other regional water efforts to expand the understanding of Alliance Water's projects.

### **Authority's Anticipated Revenue Sources for FY 23-24**

Alliance Water receives funding from its Sponsors, based on the Water Supply Contract that was signed by the Agency and its Sponsors in 2008 and the subsequent Amendment #1. The funding comes from two sources: cash payments and/or debt issuance.

The FY 23-24 budget continues to include collection of debt service from Kyle and Canyon Regional Water Authority for the debt issued in 2015 along with collection from all four Sponsors for the debt issued in 2017, 2019, 2020 and the most recent issuance in 2022. The remaining operations and maintenance expenses are anticipated to be funded through cash payments by the Sponsors at the rates specified in the water supply contract.

In June 2018 Alliance Water entered into an agreement with the Guadalupe-Blanco River Authority (GBRA's) for Treatment and Transmission Services for GBRA's Carrizo water to be utilized by GBRA's customers. As part of the agreement, GBRA has agreed to pay for 50% of

the design and acquisition costs for the portion of the Phase 1B Program in which they are participating. These payments are a significant source of revenue for Alliance Water.

Finally, Alliance Water also receives a relatively small amount of revenue monthly as part of a non-potable water supply agreement entered into with the property owner that sold Alliance Water the property for the Phase 1A Booster Pump Station.

### **Authority's Anticipated Expenditures for FY 23-24**

Alliance Water's anticipated expenditures in FY 23-24 are anticipated to be concentrated in the following areas:

- Groundwater royalty payments;
- Program management, preliminary & final design and right-of-way acquisition for the Phase 1B Program infrastructure;
- Construction of the Phase 1B infrastructure
- Operations of the Carrizo Water System;
- Debt service;
- Governmental Relations;
- Public Relations;
- Legal counsel; and
- Full-time staff.

### **Significant Changes in Revenues & Expenditures from FY 22-23 and FY 23-24**

Based on current projections, operations and maintenance expenditures for FY 22-23 are anticipated to be approximately \$2,320,000 with capital expenditures of approximately \$55,000 and debt service payments totaling \$14,382,860 yielding total expenditures of \$16,700,060. Operations and maintenance expenditures in FY 23-24 are anticipated to be approximately \$4,780,000 with groundwater royalties accounting for approximately 61% of the anticipated expenditures. Capital expenditures are anticipated to be \$420,000 with debt service payments totaling \$16,239,870. Total expenditures for FY 22-23 are anticipated to be \$21,441,760. Revenues will increase over FY 23-24 due to the additional debt service payments that will be collected from the Sponsors.

### **Fiscal Year 21-22 Revenues and Expenditures**

Table 1 below summarizes the revenues and expenditures for Alliance Water for the last completed fiscal year of FY 21-22.

<b>Table 1</b>	
<b>FY 21-22 Financial Statement</b>	
Total Assets	\$363,331,392
Total Liabilities	\$275,605,389
Net Position	\$87,750,312

### **Fiscal Year 22-23 Budgeted and Estimated Revenues and Expenditures**

Table 2 below summarizes Alliance Water's budgeted revenues and expenditures versus the projected revenues and expenditures for the current fiscal year of FY 22-23.

<b>Table 2</b>		
<b>FY 22-23 Financial Budget</b>		
	<u>Budget<sup>1</sup></u>	<u>Projected</u>
Revenues	\$17,038,670	\$17,994,840
Expenditures	\$17,034,060	\$16,700,060
Fund Balance	\$2,520,430	\$4,607,010

Notes: <sup>1</sup> Reflects the amended FY 22-23 budget.

### **Fiscal Year 23-24 Proposed Revenues and Expenditures**

The proposed revenues and expenditures have been divided into two separate accounts: General Operations and Water Sharing. Appendix A provides the detailed FY 23-24 budget for the General Operations. Appendix C includes the anticipated revenues and expenses related to the water sharing. These have not been used to adjust the payments expected from the Sponsors as a result of general operations and the projects budgets.

### **Fund Balance**

The fund balance at the end of FY 22-23 is projected to be approximately equivalent to 24 months of operations based on the FY 22-23 operating budget.

**Sponsor Contributions**

Table 3 indicates the total Sponsor contributions required for FY 23-24 for both the General Operations and Projects budgets.

<b>TABLE 3</b>					
<b>FY 23-24 – TOTAL SPONSOR PAYMENTS</b>					
	<b>Total</b>	<b>San Marcos</b>	<b>Kyle</b>	<b>CRWA</b>	<b>Buda</b>
<b>General Operations, excluding Debt Service</b>	\$5,196,890	\$1,966,989	\$1,387,154	\$1,592,597	\$250,151
<b>Debt Service</b>	\$16,239,871	\$6,457,276	\$4,206,201	\$4,662,564	\$913,830
<b>Water Sharing</b>	\$619,000	\$0	\$0	\$0	\$619,000
<b>TOTAL</b>	<b>\$22,055,761</b>	<b>\$8,424,265</b>	<b>\$5,593,355</b>	<b>\$6,255,161</b>	<b>\$1,782,980</b>

**Proposed Five-Year Forecast of Authority Revenues and Expenditures**

Appendix B summarizes the anticipated Agency expenditures for budget years FY 22-23 through FY 27-28 and Table 4 summarizes the anticipated revenues collected from the Sponsors. This does not include any credits or contributions related to the water sharing plan. The breakdown of payment by type is provided in Appendix D.

<b>TABLE 4</b>						
<b>5-YEAR ANTICIPATED SPONSOR CONTRIBUTIONS</b>						
	<b>FY 22-23</b>	<b>FY 23-24</b>	<b>FY 24-25</b>	<b>FY 25-26</b>	<b>FY 26-27</b>	<b>FY 27-28</b>
<b>San Marcos</b>	\$6,524,196	\$8,424,265	\$13,256,120	\$13,698,053	\$13,958,477	\$14,196,173
<b>Kyle</b>	\$4,499,331	\$5,593,355	\$9,287,216	\$9,898,857	\$10,149,861	\$10,349,993
<b>CRWA</b>	\$1,153,394	\$1,411,480	\$1,892,078	\$1,885,231	\$1,920,311	\$2,097,792
<b>Buda</b>	\$4,988,323	\$6,255,161	\$10,455,422	\$10,855,943	\$11,110,705	\$11,370,513
<b>TOTAL</b>	<b>\$17,165,242</b>	<b>\$21,684,261</b>	<b>\$34,890,836</b>	<b>\$36,338,084</b>	<b>\$37,139,353</b>	<b>\$38,014,470</b>

**Primary Issues Affecting the Budget**

The proposed budget indicates that the engineering and construction for Phase 1B will continue and operations of the Carrizo Water System will commence in FY 23-24. The current budget anticipates that the Sponsors will remain at their same participation levels as indicated in Amendment #1 to the Water Supply Contract.

**END**

## **APPENDIX A**

### **FY 2023-24 GENERAL OPERATIONS BUDGET**

**Alliance Regional Water Authority**  
**APPENDIX A: FY 2023-24 GENERAL OPERATIONS BUDGET**  
**ATTACHMENT A - DRAFT 2023-07-19**

Expense	Actual FY 2021/22	Approved (as Amended) FY 2022/23	Estimated FY 2022/23	Proposed FY 2023/24
<b>Operations Expenditures</b>				
Royalties & Permit Fees				
Groundwater Royalties	1,269,255.00	1,520,470.50	1,420,000.00	2,905,883.67
Permit Fees	81,900.00	91,000.00	91,000.00	100,100.00
<b>Total Royalties &amp; Permit Fees</b>	<b>1,351,155.00</b>	<b>1,611,470.50</b>	<b>1,511,000.00</b>	<b>3,005,983.67</b>
Contract Services				
Agency Mgmt Public Relations	47,159.00	60,000.00	60,000.00	75,000.00
Contract Services-Lobbyist	45,000.00	60,000.00	60,000.00	45,000.00
Auditing fees	10,930.00	13,000.00	11,250.00	13,000.00
Legal Fees	104,047.00	125,000.00	125,000.00	125,000.00
<b>Total Contract Services</b>	<b>207,136.00</b>	<b>258,000.00</b>	<b>256,250.00</b>	<b>258,000.00</b>
Regional Water Planning Contribution	0.00	1,500.00	1,500.00	1,500.00
<b>Admin Operations</b>				
Dues	6,680.00	9,000.00	2,500.00	4,000.00
Bank Fees	4,424.00	4,000.00	4,000.00	4,000.00
Insurance - Liability, E&O	3,074.00	7,000.00	5,000.00	15,000.00
Non-Project Newspaper Public Notices	100.00	2,000.00	200.00	750.00
Telephone, Telecommunications	1,681.00	3,800.00	1,500.00	1,500.00
Supplies	27,182.00	27,500.00	12,500.00	15,000.00
Admin Operations - Other	0.00	1,500.00	0.00	2,000.00
<b>Total Admin Operations</b>	<b>43,141.00</b>	<b>54,800.00</b>	<b>25,700.00</b>	<b>42,250.00</b>
Travel, Conferences & Meetings	4,967.00	5,000.00	3,500.00	5,000.00
<b>Employee Expenses</b>				
Salaries and wages	336,085.00	372,360.98	340,000.00	397,993.31
Merit Bonus	0.00	0.00	0.00	0.00
Auto Allowance	12,600.00	12,600.00	12,600.00	12,600.00
Phone Allowance	2,700.00	2,700.00	2,700.00	2,700.00
Payroll taxes	24,509.00	27,564.08	24,947.00	27,441.51
Employee Insurance	31,204.00	37,112.40	31,433.00	39,895.83
Retirement	28,221.00	32,951.18	15,815.00	48,561.96
Licenses & Permits	151.00	1,700.00	1,250.00	1,700.00
Mileage Reimbursement	0.00	1,500.00	1,500.00	800.00
Employee Expenses - Other	560.00	4,000.00	1,000.00	4,000.00
<b>Total Employee Expenses</b>	<b>436,030.00</b>	<b>492,489.00</b>	<b>431,245.00</b>	<b>535,690.00</b>
<b>Total Operations Expenditures</b>	<b>2,042,430.00</b>	<b>2,423,260.00</b>	<b>2,229,200.00</b>	<b>3,848,420.00</b>
<b>Facility O&amp;M Expenditures</b>				
General - O&M Expenditures	11,422.00	149,000.00	78,000.00	928,466.61
Well Field - O&M Expenditures	0.00	0.00	0.00	0.00
WTP - O&M Expenditures	0.00	0.00	0.00	0.00
Maxwell BPS - O&M Expenditures	0.00	0.00	0.00	0.00
Buda BPS - O&M Expenditures	1,644.00	23,750.00	10,000.00	5,000.00
Kyle EST - O&M Expenditures	0.00	0.00	0.00	0.00
SH-123 EST - O&M Expenditures	0.00	0.00	0.00	0.00
<b>Total O&amp;M Expenditures</b>	<b>13,066.00</b>	<b>172,750.00</b>	<b>88,000.00</b>	<b>933,466.61</b>

**Alliance Regional Water Authority**  
**APPENDIX A: FY 2023-24 GENERAL OPERATIONS BUDGET**  
**ATTACHMENT A - DRAFT 2023-07-19**

	<b>Actual FY 2021/22</b>	<b>Approved (as Amended) FY 2022/23</b>	<b>Estimated FY 2022/23</b>	<b>Proposed FY 2023/24</b>
<b>Capital Expenditures</b>				
Projects-in-Progress (Cash)				
Legal Support	0.00	0.00	0.00	0.00
Hydrogeologic Support	23,198.00	45,000.00	40,000.00	45,000.00
<b>Total Projects-in-Progress (Cash)</b>	<b>23,198.00</b>	<b>45,000.00</b>	<b>40,000.00</b>	<b>45,000.00</b>
Projects-in-Progress Eng. (Cash)				
Engineering - General	42,309.00	202,810.00	12,500.00	75,000.00
Construction Projects	0.00	0.00	0.00	300,000.00
<b>Total Projects-in-Progress Eng. (Cash)</b>	<b>42,309.00</b>	<b>202,810.00</b>	<b>12,500.00</b>	<b>375,000.00</b>
Debt Service Payment				
Series 2015a (CRWA)	249,058.00	251,854.00	251,854.00	249,319.00
Series 2015b (Kyle)	179,928.50	178,608.00	178,608.00	182,116.50
Series 2017a (CRWA)	501,017.50	498,047.50	498,047.50	499,726.50
Series 2017b (Kyle)	455,691.50	452,996.50	452,996.50	454,983.00
Series 2017c (San Marcos)	719,232.00	719,282.00	719,282.00	718,676.50
Series 2017d (Buda)	104,054.00	103,334.00	103,334.00	102,526.00
Series 2019a (CRWA)	1,289,930.50	1,287,130.50	1,287,130.50	1,284,127.50
Series 2019b (Kyle)	1,172,646.50	1,175,574.50	1,175,574.50	1,173,260.50
Series 2019c (San Marcos)	1,899,831.00	1,897,081.00	1,897,081.00	1,893,944.00
Series 2019d (Buda)	271,717.00	269,889.50	269,889.50	268,019.00
Series 2020a (CRWA)	1,728,369.50	1,726,815.50	1,726,815.50	1,729,928.50
Series 2020b (Kyle)	1,573,890.50	1,577,476.50	1,577,476.50	1,575,751.00
Series 2020c (San Marcos)	2,584,310.50	2,581,682.50	2,581,682.50	2,583,616.50
Series 2020d (Buda)	365,842.00	365,470.00	365,470.00	364,447.00
Series 2022a (CRWA)	0.00	375,000.00	418,042.81	899,462.50
Series 2022b (Kyle)	0.00	340,000.00	382,567.50	820,090.00
Series 2022c (San Marcos)	0.00	340,000.00	389,331.92	1,261,039.00
Series 2022d (Buda)	0.00	50,000.00	55,173.02	178,837.50
<b>Total Debt Service Payment</b>	<b>13,095,520.00</b>	<b>14,190,240.00</b>	<b>14,330,360.00</b>	<b>16,239,870.00</b>
<b>Total Capital Expenditures</b>	<b>13,161,030.00</b>	<b>14,438,050.00</b>	<b>14,382,860.00</b>	<b>16,659,870.00</b>
<b>Total Expense</b>	<b>15,216,530.00</b>	<b>17,034,060.00</b>	<b>16,700,060.00</b>	<b>21,441,760.00</b>
<b>Ordinary Income/Expense</b>				
<b>Beginning Unreserved Fund Balance</b>	<b>2,209,973.16</b>	<b>3,312,234.74</b>	<b>3,312,234.74</b>	<b>4,607,010.00</b>
<b>Revenue</b>				
Project Contribution				
City of San Marcos	6,135,730.00	6,524,195.50	6,524,195.50	8,424,265.24
City of Kyle	4,114,580.00	4,499,330.50	4,499,330.50	5,593,354.67
City of Buda	873,690.00	928,393.50	928,393.50	1,163,980.04
Canyon Regional Water Authority	4,571,520.00	4,988,322.50	4,988,322.50	6,255,160.83
Project Contribution - Other	38,149.00	35,000.00	31,500.00	30,000.00
<b>Total Project Contribution</b>	<b>15,733,669.00</b>	<b>16,975,242.00</b>	<b>16,971,742.00</b>	<b>21,466,760.78</b>
TexStar Interest Revenue				
City of San Marcos	217,337.00	21,500.00	350,000.00	120,000.00
City of Kyle	170,371.00	16,900.00	275,000.00	85,000.00
City of Buda	30,788.00	3,050.00	40,000.00	14,000.00
Canyon Regional Water Authority	187,216.00	18,500.00	305,000.00	100,000.00
TexStar Interest Revenue - Other	0.00	0.00	0.00	0.00
<b>Total TexStar Interest Revenue</b>	<b>605,712.00</b>	<b>59,950.00</b>	<b>970,000.00</b>	<b>319,000.00</b>
Broadway Interest Revenue				
City of San Marcos	3,808.00	1,250.00	12,000.00	6,000.00
City of Kyle	2,624.00	980.00	18,500.00	9,250.00
City of Buda	428.00	175.00	2,100.00	1,050.00
Canyon Regional Water Authority	3,158.00	1,075.00	20,500.00	10,250.00
Broadway Interest Revenue - Other	0.00	0.00	0.00	0.00
<b>Total Broadway Interest Income</b>	<b>10,018.00</b>	<b>3,480.00</b>	<b>53,100.00</b>	<b>26,550.00</b>
<b>Total Operating Revenue</b>	<b>16,349,400.00</b>	<b>17,038,670.00</b>	<b>17,994,840.00</b>	<b>21,812,310.00</b>
<b>Total Funds Available</b>	<b>18,559,373.16</b>	<b>20,350,904.74</b>	<b>21,307,074.74</b>	<b>26,419,320.00</b>
<b>Net Income</b>	<b>1,132,870.00</b>	<b>4,610.00</b>	<b>1,294,780.00</b>	<b>370,550.00</b>
<b>Ending Unreserved Balance</b>	<b>3,312,234.74</b>	<b>3,316,840.00</b>	<b>4,607,010.00</b>	<b>4,977,560.00</b>
<b>Fund Balance as Percentage of Operating</b>	<b>161.14%</b>	<b>127.77%</b>	<b>198.82%</b>	<b>104.09%</b>



## **APPENDIX B**

### **PROJECTED 5-YEAR BUDGET**

**Alliance Regional Water Authority  
APPENDIX B: PROJECTED 5-YR BUDGET**

	<b>ATTACHMENT B - DRAFT 2023-07-19</b>					
	<b>2022-23</b>	<b>2023-24</b>	<b>2024-25</b>	<b>2025-26</b>	<b>2026-27</b>	<b>2027-28</b>
<b>Beginning Fund Balance</b>	<b>\$3,312,235</b>	<b>\$2,378,290</b>	<b>\$2,753,840</b>	<b>\$2,870,340</b>	<b>\$2,986,840</b>	<b>\$3,103,340</b>
<b>GENERAL OPERATIONS</b>						
<b>Expenditures</b>						
Operations						
Royalties & Permits	\$1,611,471	\$3,005,984	\$3,233,460	\$3,553,460	\$3,873,460	\$4,193,460
Contract Services	\$258,000	\$258,000	\$260,000	\$275,000	\$275,000	\$275,000
Operations	\$56,300	\$43,750	\$49,000	\$51,450	\$54,023	\$56,724
Employee Expenses	\$492,489	\$535,690	\$561,634	\$561,634	\$617,797	\$679,577
Travel, Conferences & Meetings	\$5,000	\$5,000	\$7,500	\$10,000	\$12,500	\$15,000
<b>Total Operations</b>	<b>\$2,423,260</b>	<b>\$3,848,424</b>	<b>\$4,111,594</b>	<b>\$4,451,544</b>	<b>\$4,832,780</b>	<b>\$5,219,761</b>
System O&M Expenditures						
City of San Marcos		\$436,333	\$948,980	\$1,250,000	\$1,400,000	\$1,500,000
City of Kyle		\$184,739	\$492,637	\$1,000,000	\$1,150,000	\$1,250,000
City of Buda		\$33,315	\$88,839	\$250,000	\$350,000	\$500,000
Canyon Regional Water Authority		\$274,081	\$776,181	\$1,050,000	\$1,200,000	\$1,350,000
<b>Total System O&amp;M Expenditures</b>	<b>\$172,750</b>	<b>\$928,467</b>	<b>\$2,306,636</b>	<b>\$3,550,000</b>	<b>\$4,100,000</b>	<b>\$4,600,000</b>
Capital Projects (Cash)						
Permitting/Groundwater Support	\$45,000	\$45,000	\$45,000	\$35,000	\$35,000	\$40,000
Engineering & Studies (Cash)	\$202,810	\$375,000	\$125,000	\$200,000	\$150,000	\$150,000
<b>Total Capital Projects (Cash)</b>	<b>\$247,810</b>	<b>\$420,000</b>	<b>\$170,000</b>	<b>\$235,000</b>	<b>\$185,000</b>	<b>\$190,000</b>
Shared Water						
Payments to Kyle	\$55,836	\$61,500	\$67,650	\$18,500	\$0	\$0
Payments to San Marcos	\$594,164	\$653,500	\$718,850	\$200,000	\$0	\$0
<b>Total Shared Water</b>	<b>\$650,000</b>	<b>\$715,000</b>	<b>\$786,500</b>	<b>\$218,500</b>	<b>\$0</b>	<b>\$0</b>
<b>Total Expenditures</b>	<b>\$3,493,820</b>	<b>\$5,196,890</b>	<b>\$6,588,230</b>	<b>\$8,236,540</b>	<b>\$9,117,780</b>	<b>\$10,009,760</b>
<b>Revenues</b>						
City of San Marcos	\$986,150	\$1,966,989	\$2,484,359	\$2,930,595	\$3,199,376	\$3,439,940
City of Kyle	\$774,675	\$1,387,154	\$1,698,762	\$2,320,199	\$2,563,509	\$2,773,930
City of Buda	\$139,700	\$250,151	\$306,344	\$488,076	\$604,903	\$774,816
Canyon Regional Water Authority	\$849,475	\$1,592,597	\$2,098,765	\$2,497,673	\$2,749,992	\$3,021,075
<b>Total Revenues</b>	<b>\$2,750,000</b>	<b>\$5,196,890</b>	<b>\$6,588,230</b>	<b>\$8,236,544</b>	<b>\$9,117,780</b>	<b>\$10,009,761</b>
<b>PROJECTS</b>						
<b>Expenditures</b>						
Series 2015a (CRWA)	\$251,854	\$249,319	\$251,609	\$253,669	\$255,307	\$251,506
Series 2015b (Kyle)	\$178,608	\$182,117	\$180,437	\$178,677	\$181,707	\$179,407
Series 2017a (CRWA)	\$498,048	\$499,727	\$496,042	\$496,972	\$497,548	\$497,760
Series 2017b (Kyle)	\$452,997	\$454,983	\$451,633	\$452,933	\$453,904	\$454,536
Series 2017c (San Marcos)	\$719,282	\$718,677	\$722,517	\$720,617	\$718,202	\$720,256
Series 2017d (Buda)	\$103,334	\$102,526	\$101,646	\$100,678	\$99,646	\$103,550
Series 2019a (CRWA)	\$1,287,131	\$1,284,128	\$1,268,415	\$1,269,777	\$1,269,461	\$1,263,141
Series 2019b (Kyle)	\$1,175,575	\$1,173,261	\$1,170,685	\$1,167,985	\$1,169,878	\$1,166,226
Series 2019c (San Marcos)	\$1,897,081	\$1,893,944	\$1,890,416	\$1,886,646	\$1,887,170	\$1,886,776
Series 2019d (Buda)	\$269,890	\$268,019	\$266,106	\$269,171	\$267,103	\$269,925
Series 2020a (CRWA)	\$1,726,816	\$1,729,929	\$1,727,476	\$1,729,465	\$1,729,985	\$1,729,023
Series 2020b (Kyle)	\$1,577,477	\$1,575,751	\$1,578,518	\$1,575,764	\$1,576,684	\$1,576,252
Series 2020c (San Marcos)	\$2,581,683	\$2,583,617	\$2,584,446	\$2,589,386	\$2,587,093	\$2,587,347
Series 2020d (Buda)	\$365,470	\$364,447	\$364,447	\$368,734	\$367,695	\$366,309
Series 2022a (CRWA)	\$375,000	\$899,463	\$895,011	\$890,282	\$890,307	\$889,903
Series 2022b (Kyle)	\$340,000	\$820,090	\$816,472	\$812,589	\$813,469	\$808,932
Series 2022c (San Marcos)	\$340,000	\$1,261,039	\$1,258,057	\$1,254,484	\$1,250,311	\$1,245,529
Series 2022d (Buda)	\$50,000	\$178,838	\$176,286	\$178,703	\$175,964	\$178,192
Series 2024a (CRWA)	\$0	\$0	\$3,718,105	\$3,718,105	\$3,718,105	\$3,718,105
Series 2024b (Kyle)	\$0	\$0	\$3,390,710	\$3,390,710	\$3,390,710	\$3,390,710
Series 2024c (San Marcos)	\$0	\$0	\$4,316,325	\$4,316,325	\$4,316,325	\$4,316,325
Series 2024d (Buda)	\$0	\$0	\$405,000	\$405,000	\$405,000	\$405,000
<b>Total Expenditures</b>	<b>\$14,190,242</b>	<b>\$16,239,871</b>	<b>\$28,030,356</b>	<b>\$28,026,672</b>	<b>\$28,021,574</b>	<b>\$28,004,710</b>
<b>Revenues</b>						
Sponsor Payments						
City of San Marcos	\$5,538,046	\$6,457,276	\$10,771,761	\$10,767,458	\$10,759,101	\$10,756,233
City of Kyle	\$3,724,656	\$4,206,201	\$7,588,455	\$7,578,658	\$7,586,352	\$7,576,063
City of Buda	\$788,694	\$913,830	\$1,313,485	\$1,322,286	\$1,315,408	\$1,322,976
Canyon Regional Water Authority	\$4,138,848	\$4,662,564	\$8,356,657	\$8,358,270	\$8,360,713	\$8,349,438
<b>Total Sponsor Payments</b>	<b>\$14,190,242</b>	<b>\$16,239,871</b>	<b>\$28,030,356</b>	<b>\$28,026,672</b>	<b>\$28,021,574</b>	<b>\$28,004,710</b>
<b>Total Revenues</b>	<b>\$14,190,242</b>	<b>\$16,239,871</b>	<b>\$28,030,356</b>	<b>\$28,026,672</b>	<b>\$28,021,574</b>	<b>\$28,004,710</b>
<b>Net Sponsor Payments</b>						
Sponsor Payments						
City of San Marcos	\$6,135,730	\$8,424,265	\$13,256,120	\$13,698,053	\$13,958,477	\$14,196,173
City of Kyle	\$4,114,580	\$5,593,355	\$9,287,216	\$9,898,857	\$10,149,861	\$10,349,993
City of Buda	\$873,690	\$1,163,980	\$1,619,828	\$1,810,362	\$1,920,311	\$2,097,792
Canyon Regional Water Authority	\$4,571,520	\$6,255,161	\$10,455,422	\$10,855,943	\$11,110,705	\$11,370,513
<b>Total Net Sponsor Payments</b>	<b>\$15,695,520</b>	<b>\$21,436,761</b>	<b>\$34,618,586</b>	<b>\$36,263,215</b>	<b>\$37,139,353</b>	<b>\$38,014,470</b>
Interest Income	\$1,023,100	\$345,550	\$86,500	\$86,500	\$86,500	\$86,500
Other Income	\$31,500	\$30,000	\$30,000	\$30,000	\$30,000	\$30,000
<b>NET INCOME</b>	<b>-\$933,940</b>	<b>\$375,550</b>	<b>\$116,500</b>	<b>\$116,500</b>	<b>\$116,500</b>	<b>\$116,500</b>
<b>ENDING FUND BALANCE</b>						
	<b>\$2,378,290</b>	<b>\$2,753,840</b>	<b>\$2,870,340</b>	<b>\$2,986,840</b>	<b>\$3,103,340</b>	<b>\$3,219,840</b>
	<b>91.61%</b>	<b>57.65%</b>	<b>44.72%</b>	<b>37.33%</b>	<b>34.74%</b>	<b>32.79%</b>

## **APPENDIX C**

### **FY 2023-24 WATER SHARING BUDGET**

**Alliance Regional Water Authority**  
**APPENDIX C: FY 2023-24 WATER SHARING**  
**ATTACHMENT C - DRAFT 2023-07-19**

	Actual FY 2021/22	Approved (as Amended) FY 2022/23	Estimated FY 2022/23	Proposed FY 2023/24
<b>Ordinary Income/Expense</b>				
<b>Revenue</b>				
Interim Water Revenue				
City of San Marcos	0.00	0.00	0.00	0.00
City of Kyle	0.00	0.00	0.00	0.00
City of Buda	365,722.00	96,000.00	225,000.00	247,500.00
Canyon Regional Water Authority	0.00	0.00	0.00	0.00
County Line SUD	140,775.00	271,000.00	425,000.00	467,500.00
Total Interim Water Revenue	506,497.00	367,000.00	650,000.00	715,000.00
<b>Total Operating Revenue</b>	<b>506,497.00</b>	<b>367,000.00</b>	<b>650,000.00</b>	<b>715,000.00</b>
<b>Total Funds Available</b>	<b>506,497.00</b>	<b>367,000.00</b>	<b>650,000.00</b>	<b>715,000.00</b>
<b>Expense</b>				
<b>Water Expenditures</b>				
Payments for Shared Water				
City of San Marcos	303,244.00	310,000.00	594,164.00	653,500.00
City of Kyle	244,638.00	57,000.00	55,836.00	61,500.00
City of Buda	0.00	0.00	0.00	0.00
Canyon Regional Water Authority	0.00	0.00	0.00	0.00
Operations & Maintenance	0.00	0.00	0.00	0.00
Total Payments for Water	547,882.00	367,000.00	650,000.00	715,000.00
Phase 1A BPS O&M				0.00
<b>Total Capital Expenditures</b>	<b>547,882.00</b>	<b>367,000.00</b>	<b>650,000.00</b>	<b>715,000.00</b>

## **APPENDIX D**

# **PROJECTED 5-YEAR CONTRIBUTIONS BY SPONSOR BY EXPENSE TYPE**

**Alliance Regional Water Authority**  
**APPENDIX D: Projected 5-Yr Contributions by Entity & Type**  
**ATTACHMENT D - DRAFT 2023-07-19**

**Projected 5-Yr Contributions for Buda by Type**

	2022-23	2023-24	2024-25	2025-26	2026-27	2027-28
Operations	\$139,700	\$250,151	\$306,344	\$488,076	\$604,903	\$774,816
Debt Service	\$788,694	\$913,830	\$1,313,485	\$1,322,286	\$1,315,408	\$1,322,976
Water Sharing	\$557,060	\$619,000	\$686,660	\$183,889	\$0	\$0
<b>TOTAL</b>	<b>\$1,485,454</b>	<b>\$1,782,980</b>	<b>\$2,306,488</b>	<b>\$1,994,251</b>	<b>\$1,920,311</b>	<b>\$2,097,792</b>

**Projected 5-Yr Contributions for San Marcos by Type**

	2022-23	2023-24	2024-25	2025-26	2026-27	2027-28
Operations	\$986,150	\$1,966,989	\$2,484,359	\$2,930,595	\$3,199,376	\$3,439,940
Debt Service	\$5,538,046	\$6,457,276	\$10,771,761	\$10,767,458	\$10,759,101	\$10,756,233
<b>TOTAL</b>	<b>\$6,524,196</b>	<b>\$8,424,265</b>	<b>\$13,256,120</b>	<b>\$13,698,053</b>	<b>\$13,958,477</b>	<b>\$14,196,173</b>

**Projected 5-Yr Contributions for Kyle by Type**

	2022-23	2023-24	2024-25	2025-26	2026-27	2027-28
Operations	\$774,675	\$1,387,154	\$1,698,762	\$2,320,199	\$2,563,509	\$2,773,930
Debt Service	\$3,724,656	\$4,206,201	\$7,588,455	\$7,578,658	\$7,586,352	\$7,576,063
<b>TOTAL</b>	<b>\$4,499,331</b>	<b>\$5,593,355</b>	<b>\$9,287,216</b>	<b>\$9,898,857</b>	<b>\$10,149,861</b>	<b>\$10,349,993</b>

**Projected 5-Yr Contributions for CRWA by Type**

	2022-23	2023-24	2024-25	2025-26	2026-27	2027-28
Operations	\$849,475	\$1,592,597	\$2,098,765	\$2,497,673	\$2,749,992	\$3,021,075
Debt Service	\$4,138,848	\$4,662,564	\$8,356,657	\$8,358,270	\$8,360,713	\$8,349,438
<b>TOTAL</b>	<b>\$4,988,323</b>	<b>\$6,255,161</b>	<b>\$10,455,422</b>	<b>\$10,855,943</b>	<b>\$11,110,705</b>	<b>\$11,370,513</b>

**REGULAR MEETING**  
**Alliance Regional Water Authority Technical Committee**

**COMMITTEE MEMBER PACKETS**

Wednesday, August 9th, 2023 at 3:00 P.M.

Conference Call Number: 1-346-248-7799; Meeting ID: 896 9982 2817; Code: 257788

- F.4** Discussion and possible direction to Staff regarding funding options for the remaining Phase 1B projects and the Phase 1C/1D expansions. ~ *Graham Moore, P.E., Executive Director*
- 

Background/Information

Staff, financial advisors and bond counsel are preparing to provide a detailed update on funding options for the remaining Phase 1B and possible 1C/1D expansions at the August meeting. In the meantime, below is the information to date on various options.

WIFIA (Water Infrastructure Finance and Innovation Act)

- Max 49% of project can be funded from WIFIA
- Rates are based on treasury rates that match the maturity, as of 8/3 those are:
  - 30-year: 1.99%
  - 20-year: 1.89%
- \$100,000 Application Fee and \$150,000-\$500,000 estimated credit processing fee, depending on complexity
- 6 month process for application to closing

Open Market and Private Placement

- Rates are assumed to be 5% for 30-year, 20-year and 15-year loans – not much information available.
- Private Placement limited to a maximum loan term of 15-years; open market allows either 20-year or 30-year.
- Private Placement likely to be difficult with the continuing disclosure requirements.

Private Financing

- Considering other private financing options – more information to be provided as it is developed.

SWIFT

- Current projected 2024 rates are 4.0% for 30-year loan and 3.22% for 20-year loan.
- Considering short-term loans that could be reimbursed in future SWIFT issuance.

**Technical Committee decision needed:**

- Possible direction to Staff.

**REGULAR MEETING**  
**Alliance Regional Water Authority Technical Committee**

**COMMITTEE MEMBER PACKETS**

Wednesday, August 9th, 2023 at 3:00 P.M.

Conference Call Number: 1-346-248-7799; Meeting ID: 896 9982 2817; Code: 257788

- F.5** Update on status of groundwater management in project target area, and Gonzales County Underground Water Conservation District, Plum Creek Conservation District, Groundwater Management Area 13, Region L Planning Group, Guadalupe-Blanco River Authority, Hays County and CAPCOG activities.  
~ *Graham Moore, P.E., Executive Director*
- 

Gonzales County Underground Water Conservation District (GCUWCD)

The GCUWCD is scheduled to meet on August 8th.

Plum Creek Conservation District (PCCD)

The PCCD is scheduled to meet on August 15th.

Groundwater Management Area 13

No update.

Region L Planning Group

No update.

Guadalupe-Blanco River Authority; Hays County Activities; CAPCOG Activities

No update.

**Technical Committee decision needed:**

- None.



**REGULAR MEETING**  
**Alliance Regional Water Authority Technical Committee**

**COMMITTEE MEMBER PACKETS**

Wednesday, August 9th, 2023 at 3:00 P.M.

Conference Call Number: 1-346-248-7799; Meeting ID: 896 9982 2817; Code: 257788

- G. EXECUTIVE DIRECTOR REPORT** - Update on future meeting dates, locations, consultant invoices paid, approved changed orders, status of Authority procurements, Executive Director activities and other operational activities where no action is required. ~ *Graham Moore, P.E., Executive Director*

Consultant Invoices Paid

- Below are reports on the FY 22-23 consultant invoices paid in July.

**FY 22-23 CONSULTANT INVOICES PAID IN JULY 2023**

<b>Consultant</b>	<b>Total Authorized</b>	<b>Current Invoice</b>	<b>Invoiced-to-Date</b>	<b>% of Contract Invoiced</b>	<b>Remaining</b>	<b>Notes/Anomalies</b>
RW Harden	\$30,000.00	\$0.00	\$18,389.94	61%	\$11,610.06	
Kent Alan Sick - ROW Legal	\$10,000.00	\$0.00	\$3,813.46	38%	\$6,186.54	
Armstrong, Vaughan & Associates, P.C.	\$11,250.00	\$0.00	\$11,250.00	100%	\$0.00	
J.R. Tolles & Associates, Inc.	\$265,000.00	\$22,511.00	\$203,252.00	77%	\$61,748.00	
Lloyd Gosselink Rochelle & Townsend	\$125,000.00	\$4,888.14	\$68,799.14	55%	\$56,200.86	
CD&P - Public Relations	\$60,000.00	\$0.00	\$27,649.33	46%	\$32,350.67	
Schlueter Group of Texas, LLC	\$60,000.00	\$0.00	\$45,000.00	75%	\$15,000.00	
Texas Land & Right of Way Company, LLC	\$20,000.00	\$0.00	\$15,934.00	80%	\$4,066.00	
AECOM - Blanco Basin WW Study	\$4,701.00	\$0.00	\$1,550.00	33%	\$3,151.00	
Braun Intertec - Lead & Asbestos Assessment	\$4,750.00	\$0.00	\$0.00	0%	\$4,750.00	
GBRA - O&M	\$68,035.36	\$17,008.84	\$34,017.68	50%	\$34,017.68	
<b>Total</b>	<b>\$658,736.36</b>	<b>\$44,407.98</b>	<b>\$429,655.55</b>		<b>\$229,080.81</b>	

**REGULAR MEETING**  
**Alliance Regional Water Authority Technical Committee**

**COMMITTEE MEMBER PACKETS**

Wednesday, August 9th, 2023 at 3:00 P.M.

Conference Call Number: 1-346-248-7799; Meeting ID: 896 9982 2817; Code: 257788

Phase 1B Invoices Paid

- Below are reports on the FY 22-23 consultant invoices paid in July.

**PHASE 1B FY 20-21 CONSULTANT INVOICES PAID IN JULY 2023**

Consultant	Total Authorized	Current Invoice	Invoiced-to-Date	% of Contract Invoiced	Remaining	Notes/ Anomalies
Kimley-Horn Ph 1B Owner's Rep WO6	\$852,425.41	\$0.00	\$831,984.75	98%	\$20,440.66	
Kimley-Horn Ph 1B Owner's Rep WO7	\$1,622,371.00	\$118,184.03	\$303,224.57	19%	\$1,319,146.43	
Blanton - Environmental	\$332,142.56	\$0.00	\$91,761.65	28%	\$240,380.91	
LAN - Segment A Construction	\$407,524.48	\$29,232.69	\$92,469.38	23%	\$315,055.10	
KFA - Segment B	\$16,061.27	\$0.00	\$1,327.50	8%	\$14,733.77	
KFA - Segment B Construction	\$383,343.98	\$15,834.25	\$65,335.95	17%	\$318,008.03	
BGE - Segment C Prelim	\$15,099.24	\$0.00	\$0.00	0%	\$15,099.24	
BGE - Segment C	\$228,583.98	\$90,398.98	\$181,782.78	80%	\$46,801.20	
FNI - Segment D Prelim	\$61,533.66	\$5,629.66	\$5,629.66	9%	\$55,904.00	
FNI - Segment D Final	\$10.96	\$0.00	\$0.00	0%	\$10.96	
FNI - Segment D Construction	\$447,846.01	\$81,524.69	\$222,309.32	50%	\$225,536.69	
Walker - Segment E Prelim	\$26,842.82	\$5,618.87	\$5,618.87	21%	\$21,223.95	
Walker - Segment E Final	\$178,344.67	\$54,695.86	\$170,268.68	95%	\$8,075.99	
Walker - Segment E Construction	\$412,264.20	\$50,246.18	\$80,399.51	20%	\$331,864.69	
DTR&G	\$1,750,000.00	\$0.00	\$1,322,501.30	76%	\$427,498.70	
CBRE - Appraisals	\$326,140.00	\$39,220.00	\$152,705.63	47%	\$173,434.37	
STV / CP&Y - Survey	\$534,955.50	\$0.00	\$162,307.00	30%	\$372,648.50	
LNV - RWI	\$136,157.50	\$0.00	\$0.00	0%	\$136,157.50	
FNI - BPS Final	\$206,219.73	\$391.00	\$29,702.55	14%	\$176,517.18	
Plummer - Inline Elevated Tank Final	\$304,190.82	\$5,336.85	\$119,752.12	39%	\$184,438.70	
Plummer - Inline Elevated Tank Construction	\$148,208.00	\$14,646.35	\$19,410.83	13%	\$128,797.17	
Pape-Dawson - CM&I WO#6	\$2,474,241.68	\$0.00	\$1,486,354.74	59%	\$1,007,886.94	
Pape-Dawson - CM&I WO#7	\$6,437,459.00	\$628,798.82	\$0.00	0%	\$6,437,459.00	
Walker Partners - WTP CA Svcs	\$1,032,579.41	\$39,162.39	\$196,388.58	19%	\$836,190.83	
LNV/Ardurura - RWI CA Svcs	\$262,885.25	\$0.00	\$27,508.90	10%	\$235,376.35	
FNI - BPS CA Svcs	\$291,638.01	\$43,984.93	\$171,241.94	59%	\$120,396.07	
CP&Y - SCADA Programming Svcs	\$563,962.49	\$0.00	\$184,755.46	33%	\$379,207.03	
HVJ - Materials Testing (WTP)	\$346,373.75	\$6,895.25	\$79,406.25	23%	\$266,967.50	
HVJ - Materials Testing (BPS)	\$63,844.25	\$5,783.50	\$25,210.50	39%	\$38,633.75	
HVJ - Materials Testing (Segment A)	\$730,665.00	\$29,699.75	\$234,553.50	32%	\$496,111.50	
HVJ - Materials Testing (Segment B)	\$399,471.28	\$34,421.50	\$210,765.49	53%	\$188,705.79	
HVJ - Materials Testing (Segment D)	\$489,949.00	\$23,157.75	\$62,908.38	13%	\$427,040.62	
HVJ - Materials Testing (Segment E)	\$392,695.00	\$0.00	\$1,499.75	0%	\$391,195.25	
HVJ - Materials Testing (S Inline EST)	\$158,361.00	\$28,142.00	\$29,901.00	19%	\$128,460.00	
<b>Total</b>	<b>\$22,034,390.91</b>	<b>\$1,351,005.30</b>	<b>\$6,548,986.54</b>	<b>30%</b>	<b>\$15,485,404.37</b>	

**REGULAR MEETING**  
**Alliance Regional Water Authority Technical Committee**

**COMMITTEE MEMBER PACKETS**

Wednesday, August 9th, 2023 at 3:00 P.M.

Conference Call Number: 1-346-248-7799; Meeting ID: 896 9982 2817; Code: 257788

Phase 1B Consultant Change Orders

- No changes were approved for consultant contracts.

Phase 1B Construction Change Orders

- Below are reports on the change orders to date for the Phase 1B construction contracts.

CONSTRUCTION CHANGE ORDER SUMMARY - JULY 2023							
PROJECT	Original Contract Amount	TOTAL CHANGE ORDERS TO DATE	CURRENT CONTRACT AMOUNT	ARWA SHARE OF CHANGE ORDERS	Exec Director Max Authority	Exec Director Approved Change Orders to Date	Board and/or Tech Cmte Approved Change Order to Date
Water Treatment Plant & Raw Water Infrastructure	\$ 54,349,675.00	\$ 736,813.00	\$ 55,086,488.00	\$ 287,297.22	\$ 516,825.62	\$ 287,297.22	\$ 118,678.52
Booster Pump Station & Delivery Points Contract	\$ 19,759,331.00	\$ 87,158.88	\$ 19,846,489.88	\$ 117,016.35	\$ 247,184.87	\$ 117,016.35	\$ -
Segment A Pipeline	\$ 49,471,384.71	\$ 7,261.88	\$ 49,478,646.59	\$ (40,293.43)	\$ 424,971.08	\$ (40,293.43)	\$ -
Segment B Pipeline	\$ 37,629,104.42	\$ 4,277,025.11	\$ 41,906,129.53	\$ 3,718,543.76	\$ 538,559.55	\$ 5,954.06	\$ 3,712,589.70
Segment D Pipeline	\$ 46,663,969.35	\$ 10,094.36	\$ 46,674,063.71	\$ 10,094.36	\$ 714,892.01	\$ 10,094.36	\$ -
Segment E Pipeline	\$ 27,277,770.46	\$ -	\$ 27,277,770.46	\$ -	\$ 444,033.44	\$ -	\$ -
South Inline EST	\$ 4,638,000.00	\$ -	\$ 4,638,000.00	\$ -	\$ 108,074.94	\$ -	\$ -

**REGULAR MEETING**  
**Alliance Regional Water Authority Technical Committee**

**COMMITTEE MEMBER PACKETS**

Wednesday, August 9th, 2023 at 3:00 P.M.

Conference Call Number: 1-346-248-7799; Meeting ID: 896 9982 2817; Code: 257788

- H.** COMMITTEE MEMBER ITEMS OR FUTURE AGENDA ITEMS – Possible acknowledgement by Committee Members of future area events and/or requests for item(s) to be placed on a future agenda where no action is required.
- 

Background/Information

The Committee Members have an opportunity to make announcements or to request that items be added to future Board or Committee agendas.

**REGULAR MEETING**  
**Alliance Regional Water Authority Technical Committee**

**COMMITTEE MEMBER PACKETS**

Wednesday, August 9th, 2023 at 3:00 P.M.

Conference Call Number: 1-346-248-7799; Meeting ID: 896 9982 2817; Code: 257788

I.1 *Executive Session pursuant to the Government Code, Section 551.071 (Consultation with Attorney) and/or Section 551.072 (Real Property Deliberations) regarding:*

- A. *Water supply partnership options*
  - B. *Groundwater leases*
  - C. *Acquisition of real property for water supply project purposes*
-

**REGULAR MEETING**  
**Alliance Regional Water Authority Technical Committee**

**COMMITTEE MEMBER PACKETS**

Wednesday, August 9th, 2023 at 3:00 P.M.

Conference Call Number: 1-346-248-7799; Meeting ID: 896 9982 2817; Code: 257788

**I.2** Action from Executive Session on the following matters:

- A. *Water supply partnership options*
  - B. *Groundwater leases*
  - C. *Acquisition of real property for water supply project purposes*
-

**REGULAR MEETING**  
**Alliance Regional Water Authority Technical Committee**

**COMMITTEE MEMBER PACKETS**

Wednesday, August 9th, 2023 at 3:00 P.M.

Conference Call Number: 1-346-248-7799; Meeting ID: 896 9982 2817; Code: 257788

**J. ADJOURNMENT**

---